

FlameVault



FV 137 E



FV 261 E



FV 2120 E

1 & 1.5 hour Record Safes

Not all dangers wear a mask and steal in the night. Sometimes we must protect from natural dangers such as FIRE. The FlameVault by HAYMAN is the highest level of protection for this threat.

1 HOUR SAFES (3 SIZES):

- Removable drawer.
- Tri-spoke handle with combo lock.
- Electronic lock available on all sizes.
- Bolt down hole provided.

1.5 HOUR SAFES (5 SIZES):

- Locking and non locking drawers.
- Auto locking door detent.
- Electronic or combination locks on select models.
- Bolt down hole provided.

Model	Outside HxWxD	Inside HxWxD	Weight (lbs)	Cubic Inch Capacity
FV 132 (C,E)	11¼" x 16½" x 14"	8" x 12¾" x 9¼"	73	916
FV 137 (C,E)	13⅞" x 19⅝" x 16¼"	9⅞" x 14⅞" x 12"	105	1628
FV 151 (C,E)	19¼" x 13¾" x 16¾"	14⅞" x 9¼" x 12"	113	1651
1.5 Hour @ 1200°				
FV 261 (C,E)	21⅝" x 19¼" x 18½"	16" x 14⅞" x 12⅞"	189	2740
FV 275 E	27⅜" x 20⅞" x 20"	21¼" x 18" x 13½"	254	5164
FV 288 E	32" x 23¼" x 20"	26" x 17¼" x 13½"	334	6054
FV 2100 E	36½" x 23⅝" x 20¾"	30½" x 17½" x 14⅝"	404	8340
FV 2120 E	44" x 27⅞" x 24¾"	36⅞" x 20¾" x 18"	605	13586

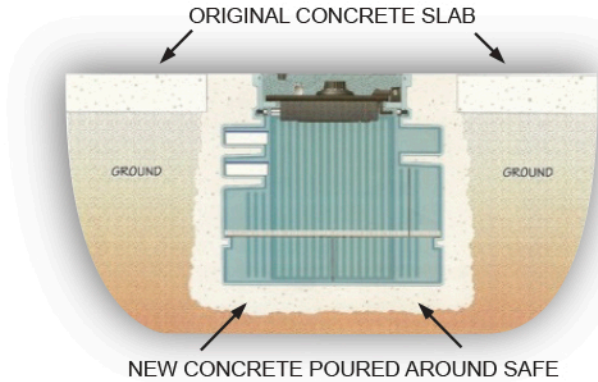
C= combo lock / E=import electronic lock

Add 2" to the depth for handle clearance

PROUDLY MADE IN AMERICA!

The HAYMAN line of Steel Body or Poly Body In-floor safes has been a staple in the safe industry for decades. Our patented lift off doors and our patented poly-body construction gives you protection incomparable with any other safe of this type. The inherent fire resistance coming from the installation can't be beat at any cost.

The Best In-Floor Safes Made.




- Combo or electronic locks.
- 1/2" or 1" thick steel door.
- Drill-resistant hardplate.
- Spring-loaded re-locker.
- Interchangeable doors.
- Construction seal available.
- Removable dust cover fits flush with floor.

These safes carry the **HAYMAN Lifetime Fire and Burglary Guarantee** when properly installed in a concrete foundation.



FS4000



FS16T

Model	Outside HxWxD	Inside HxWxD	Weight (lbs)	Cubic Inch Capacity
FS S Door (1/2" Thick)	n/a	n/a	22	n/a
FS C Door (1" Thick)	n/a	n/a	65	n/a
Steel Body				
FS8B C	12¼" x 15¾" x 14¼"	6⅞" x 13½" x 13¼"	90	1096
FS16B C	20¼" x 15¾" x 14¼"	14½" x 13¼" x 13⅞"	108	2527
FS16DB C	20¼" x 29½" x 14¼"	14⅞" x 27⅞" x 13¼"	172	5123
FS16TB C	20¼" x 43¾" x 14⅞"	14⅞" x 41¼" x 13¼"	222	7720
Polyethylene Body				
S1200B C	15" x 15" x 10⅞"	9⅞" x 14½" x 8⅞"	42	1104
FS2300B C	14⅞" x 18¼" x 15½"	9⅞" x 17½" x 13⅞"	77	2096
FS4000B C	20" x 21¼" x 15½"	14⅞" x 20¼" x 13½"	90	3861



HAYMAN™ SAFE COMPANY



CV WS7 E + PS 1000 E



CV WS7 E

Protection placed right where you need it most. This flush mounting wall safe fits in any 6" or 4" deep wall. Use the optional wall spacer for a 4" installation. Thick Steel formed body and ¼" Solid Steel door locks using a full ½" dia. Stainless Steel bolt. The safe is protected with a UL listed Type 1 Electronic Lock and has two removable shelves.

OD:
H17⅝" x W16½" x D6"
ID:
H15" x W13" x D3½"
Weight:
40lbs
Cubic Inch Capacity:
683



PS 1000 E

The PS1000 Pharmacy Safe is perfect for for pharmacies and healthcare establishments requiring large capacity locking storage. This safe features a double door design, 7 adjustable shelves, and pre drilled mount holes in the floor and back of the safe for ease of installation.

OD:
H60" x W32" x D16"
ID:
H59¼" x W31⅞" x D13⅞"
Cubic Inch Capacity:
25073



Product Brochure

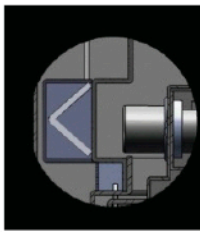


**Burglary & Fire Protection
with a touch of CLASS**

HAYMAN Security
Container
T-10
Burglary Label



Peace of mind knowing that your valuables are protected from burglary & fire is yours with a *MagnaVault EX*.



We start with a strong composite material in the body and door that is burglar resistant and then we add:

- Tempered glass & mechanical re-lockers
- Drill-resistive hard plate in the door and body.
- Extra heavy duty bolt work.
- HSC T-10 burglary tested & rated
- EX Package: 7-step paint finish, Interior lighting, tempered glass shelving, accessory panel, electronic lock.

Fire Protection

105 Minute @ 1200° Fire Rating

Real Fire Protection from Heat, Smoke, & Water.

Model	Outside HxWxD	Inside HxWxD	Weight (lbs)	Cubic Inch Capacity
MVEX-1512	20¼" x 17¼" x 18¾"	15" x 11¼" x 11½"	294	1919
MVEX-2116	26¾" x 21¾" x 21¾"	21" x 16½" x 14½"	415	1801
MVEX-2916	34" x 21¾" x 21¾"	28¾" x 16½" x 14½"	570	6606
MVEX-3516	40" x 21¾" x 21¾"	34¾" x 16½" x 14½"	666	7956
MVEX-4020	45¼" x 25¾" x 27½"	39¾" x 19½" x 20"	920	15553

Add 2¼" to the depth for handle clearance



Fire & Burglary Protection



The newly designed *DynaVault* has met the challenge of providing **Protection and Value.**

- ¼" thick solid steel door
- 75 minute @ 1200° fire protection
- 3 way boltwork (DV-2219 & DV-3019)
- 1 ¼" dia. chrome plated boltwork
- Adjustable shelves
- Fabric lined interior
- Tri-spoke handle
- Spring-loaded re-locker
- Powder coat finish
- Drill-resistant hardplate
- Combo or electronic lock

Model	Outside HxWxD	Inside HxWxD	Weight (lbs)	Cubic Inch Capacity
DV-1519	18" x 22" x 20"	14" x 18" x 13¼"	183	2446
DV-2219	25" x 22" x 20"	21" x 18" x 13¼"	224	5008
DV-3019	33" x 22" x 20"	29" x 18" x 13¼"	279	6772

Add 2½" for handle clearance.

Safe Stands and Custom Builds



CUSTOM BUILDS

Hayman Safe Co. has long specialized in meeting the challenges of the marketplace by offering custom safes. We will work with you to bring your ideas to life to meet your security needs.



SAFE STANDS

The Safe Stand elevates the safe to a more convenient height. Available for all safe models this is a nice accessory that makes your safe easier to use. Secures to the floor and to the safe for burglar resistance. All safe stands are built to order.



The "CASHVAULT" by Hayman continues the tradition started over 50 years ago to build the best in "B" rated burglar resistive security containers.



Keeping your cash deposits safe and away from outsiders as well as unauthorized employees is at the heart of each of these units.

- Bodies are formed from solid steel and are reinforced in and around the door frame for strength and security. Four holes are provided in the bottom for secure floor anchoring.
- The doors are 1/2" solid steel and backed up with specially hardened drill resistive plate.
- All doors have a spring loaded re-locking system to dead lock the bolt work in the event of a forcible entry attempt.
- We have added saw tooth baffles to prevent fishing in the front loader and enlarged the rotary hopper for ease of use in the top loader.
- Our detent system will automatically extend the bolts whenever the door is closed.
- Our finish is a black powder coating that is more durable and environmentally safer than the wet spray finish others use.
- Only U.L. Approved locks are used, assuring reliability in daily commercial operation.

Model	Outside HxWxD	Inside HxWxD	Weight (lbs)	Cubic Inch Capacity
Enclosed Vault - No Depository Function				
CV 14 (C,E)	14" x 14" x 14"	13¾" x 13¾" x 10¾"	68	1977
CV 20 (C,E)	20" x 15" x 15"	19¾" x 14¾" x 11¼"	91	3159
CV 20D (C,E)	20" x 20½" x 20½"	20¼" x 20¼" x 18¾"	140	7390
CV 27 (C,E)	27" x 19" x 17"	26¾" x 18½" x 13¾"	149	6681
Front & Top Loading Depositories				
CV F20 (K,C,E)	20" x 14" x 14"	8¼" x 13¾" x 10¾"	90	1213
CV H20 (C,E)	20" x 14" x 14"	12½" x 13¾" x 10"	92	1719
CV F27 (C,E)	27" x 14" x 14"	15¼" x 13¾" x 10¾"	120	2167
CV F30W (C,E)	30" x 20" x 20"	18" x 19½" x 16½"	195	6200
CV F30W ILK (C,E) w/inner locker & key lock	30" x 20" x 20"	5" x 19½" x 14" (Locker) 12¾" x 19½" x 16½" (Main Compartment)	223	5467
CV F32-2 (C,E/C,E)	32¾" x 14" x 14"	8½" x 13¾" x 10½" (Top) 12" x 13¾" x 10½" (Bottom)	195	1238
CV F30W-2 (C,E/C,E)	30" x 20" x 20"	7¼" x 19¾" x 16¾" (Top) 10¾" x 19¾" x 16¾" (Bottom)	194	5823
Space Saving Drop Slot & Rotary Hopper Designs				
CV SL8K	8" x 6" x 12"	7¾" x 5¾" x 10¾"	20	480
CV SL12K	12" x 6" x 8"	11" x 5¾" x 6¼"	20	404
CV H13K	13" x 8¼" x 11¾"	5¾" x 8" x 8¾"	42	411