

All Product Catalog



Vol. 2025



About Us

At American Security, we have been dedicated to providing quality security solutions to our customers since our establishment in 1946.

Additionally, American Security entered the Smart Safe market 10 years ago with CashWizard, securing two more patents for our Smart Safe technology. The CashWizard Smart Safe is the highest security depository safe of its kind on the market today and provides ultimate visibility into daily cash transactions via integrated cloud-based software that gives treasury and other management suites the ability to remotely manage money from anywhere in the world, 24 hours a day, 7 days a week.

At American Security, we believe that innovation is not just about creating new products but also improving existing ones. We continuously update our products to keep up with the latest technology and security standards, ensuring that our customers have the best possible experience with our products.

Our humble beginnings started with little more than a welder, lathe, and a desire to build strong safes. As we've grown, we've expanded our offerings to meet the changing needs of our customers. Through dedication and hard work, we have become a leading name in the security industry, providing a wide range of products and services, including our CashWizard Smart Safes.

Over the years, we've had the privilege to work with a diverse range of clients across various industries and have been recognized for our commitment to quality and excellence. At American Security, our core values guide us in everything we do. We are committed to providing the highest level of security solutions to our customers and continuously strive to innovate and improve our offerings.



Table of Contents

GUN SAFES

RF Series	5
BFII Series	6
BFII Series (Continued).	7
BFX Series	8
BFX Series (Continued)	9
NF Series	10
SF Series	11
TF Series	12
Concealed Safe	13
Handgun Series	13
Vault Door Series	14

HOME SAFES

BF Series	17
BFS Series	18
CSC Series	19
AM Series	20
Jewelry Safe Series	21
CEV Series (TL-15).	22
MAX Safe (TL-15)	23
UL Series	24
FS Series	25
MS Safe	26
EST Series	27
IRC Safe	28
WS Series	29

BUSINESS SAFES

RMM Series	31
MM Series	32
BWB Drop Series	33
BWB Series	34
Depository DSF Series	35
Depository DST Safe	36
Depository DSR Safe	37
BLC Series	38
BLB Series	39
CFX Series (TL-30X6)	40
CF Series (TL-30)	41
CE Series (TL-15)	42
DXE Series (TL-15).	43
ACF Series (TL-30).	44
ACE Series (TL-15).	45
Floor Safe Series.	46
TB & K1 Series	47
NARCO Series	48
NARCO Series (CONTINUED)	49

ACCESSORIES

STOR-IT Cabinets	51
Light Kits	52
Jewelry Drawers	53
Miscellaneous Accessories	54
Interior Drawers/Lockers	55

LOCKS

A History of AMSEC's Locks	57
AMSEC Electronic Lock Comparison Chart	58
AMSEC Electronic Locks	59
AMSEC Mechanical Locks	60
Partner Electronic Lock Comparison Chart	62

SAFE RATINGS

Fire Ratings	65
Fire Ratings (Continued)	66
Burglary Ratings	67
Burglary Ratings (Continued)	68

INDEX

Lock Index	71
Lock Index (Continued).	72
Lock Index (Continued).	73
Product Index	74
Freight Damage Claims	75
Cancellation Policy	75

Gun Safes



RF Series

(TL-30 and TL-30x6)

UL TL30 & TL30X6

Burglary 2 Hour Fire

FEATURES

- The highest security rated gun safe on the market!
- The only TL-30x6 gun safe on the market
- Made in the USA

SECURITY

- 6" thick high security composite door
- UL Listed TL-30 (RF6528) or TL-30x6 (RF703620X6 and RF582820X6) high security burglary classification
- Optional active 3-way bolt work
- 10 massive 1½" chrome plated bolts
- Anchor holes provided

WARRANTY

- 5-year parts and labor warranty when purchased with a factory installed American Security lock
- Special lifetime warranty for damage from burglary attempts and fire

FIRE PROTECTION

- Palusol seals to protect against fire and smoke
- Fire protection of 120 minutes at 1850°F


FUNCTIONALITY

- Storage for long guns
- Door organizer providing excellent high valuable storage solutions for both guns and other personal items
- 3-outlet/USB power strip
- Industry's most flexible interior
- LED light kit



RF582820X6

TEXTURED



Textured Granite




Textured Black



Textured White



Textured Spa Blue



Textured Charcoal Gray

HARDWARE



Chrome



Brass



Black Nickel



MADE IN USA



RF703620X6 Interior



RF582820X6 Interior



RF6528 Interior

IMPORTANT:

Add 3" to outside depth for handle, dial and hinge projection.

Model	Outside Dimension H x W x D	Door Clearance H x W	Body Thickness	Gun Capacity	Weight	Lock Type
RF703620X6	76" x 42" x 29¼"	70" x 36"	3"	36 in Safe + 2 on Door	4,688 lbs.	See pg. 73
RF582820X6	64" x 34" x 29¼"	58" x 28"	3"	24 in Safe + 2 on Door	3,420 lbs.	See pg. 73
RF6528	72" x 35" x 29½"	65" x 28"	3½"	24 in Safe + 2 on Door	3,455 lbs.	See pg. 73

BFI Series

2 Hour Fire RSC II Burglary

FEATURES

- Made in the USA

SECURITY

- The only UL RSC II security rated gun safe on the market! Double the security rating of all other gun safe brands on the market.
- ½" steel plate door offering a substantial solid steel security barrier against aggressive attacks
- Double the steel protection in the body with an 11GA outer steel barrier and a ⅝" inner steel liner
- TL-15 bolt work with 10 massive ½" chrome-plated bolt

- Our patented active hardplate that is typically only found on our TL security rated safes
- Anchor holes provided
- Key-locking Spy-proof dial standard. Optional electronic lock available

WARRANTY

- 5-year parts and labor warranty when purchased with a factory installed American Security lock
- Special lifetime warranty for damage from burglary attempts and fire

FIRE PROTECTION

- DryLight® fill - American Security's

proprietary seamless, lightweight, high performance fire barrier

- ETL fire rating of 120 minutes at 1200°F
- Dual door seals to protect against fire and smoke

FUNCTIONALITY

- Industry's most flexible interior
- Door organizer
- Storage for long guns on door
- 3-outlet/USB power strip
- LED light kit
- 5-spoke handle
- L-handle (6024 model only)



BFI6636
Shown with optional
electronic lock



IMPORTANT:

Add 3" to outside depth for handle, dial and hinge projection.

Model	Outside Dimension H x W x D	Door Clearance H x W	Body Thickness	Gun Capacity	Weight	Lock Type
BFI7250	71¼" x 50" x 28"	63¾" x 42 ⅝"	2¼"	42 in Safe + 2 on Door	2,438 lbs.	See pg. 72
BFI7240	71¼" x 40" x 26"	63¾" x 32 ⅝"	2¼"	36 in Safe + 2 on Door	1,991 lbs.	See pg. 72
BFI6636	65¼" x 36" x 26"	57¾" x 28 ⅝"	2¼"	24 in Safe + 2 on Door	1,716 lbs.	See pg. 72
BFI6030	59¼" x 30" x 26"	51¾" x 22 ⅝"	2¼"	22 in Safe + 2 on Door	1,395 lbs.	See pg. 72
BFI6032	59¼" x 30" x 21"	51¾" x 22 ⅝"	2¼"	18 in Safe + 2 on Door	1,244 lbs.	See pg. 72
BFI6024	59¼" x 24" x 21"	51¾" x 16 ⅝"	2¼"	16 in Safe + 1 on Door	1,067 lbs.	See pg. 72

BFI Series (continued)

HIGH GLOSS



Charcoal
Metallic
Gloss

Ironside
Green
Gloss

Pearl
Essence
Gloss

Onyx
Gloss



Sapphire
Blue
Gloss

Thermal
Blue
Gloss

Reign
Purple
Gloss

Platinum
Metallic
Gloss

TEXTURED



Textured
Granite

Textured
White

Textured
Black

Textured
Spa Blue



Textured
Charcoal
Gray

HARDWARE FINISH



Chrome

Brass

Black Nickel

HANDLE TYPE



L-Handle
(BFI6024
only)

3-Spoke
Handle
(BFI6024
only)

5-Spoke
Handle (All
BFI models)




*Two-tone combinations available with textured body, using any standard textured color, and either high gloss or textured door. Please refer to Standard Colors list.

** Quotes available for other custom options such as two-tone high gloss, discontinued colors, or color match to your specifications, subject to manufacturing limitations.




6024
Standard
Gun Interior



6032
Standard
Gun Interior




6030
Standard
Gun Interior



6636
Standard
Gun Interior



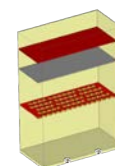
7240
Standard
Gun Interior



7240
Optional
Gun Interior



7250
Standard
Gun Interior



7250
Optional
Gun Interior

NEW! DOOR WRAPS



USA Flag Wavy



USA Flag Metal



Texas Flag Worn



USA Flag Woven

BFX Series

2 Hour Fire RSC I Burglary

FEATURES

- Made in the USA

SECURITY

- UL RSC I security rating
- ½" steel plate door (¾" on 6024s & 7250) providing a substantial solid steel barrier against aggressive attacks
- Double the steel protection in the body with an 11GA outer steel barrier and a 12GA inner steel liner
- Active 4x locking system:
 - ¼" hardplate defeats lock attacks
 - Spring loaded re-lock mechanism
 - Gear cam housing with precision engineered lock bolt protection

- 4-way active bolt work (BFX6024 has 2-way bolt work)
- 10, 14, and 16 massive 1½" chrome-plated bolts
- Anchor holes provided
- Key-locking Spy-proof dial standard. Optional electronic lock available

WARRANTY

- 5-year parts and labor warranty when purchased with a factory installed American Security lock
- Special lifetime warranty for damage from burglary attempts and fire

FIRE PROTECTION

- DryLight® fill - American Security's

proprietary seamless, lightweight, high performance fire barrier

- ETL fire rating of 120 minutes at 1200°F
- Dual door seals to protect against fire and smoke

FUNCTIONALITY

- Industry's most flexible interior
- Door organizer
- Storage for long guns on door
- 3-outlet/USB power strip
- LED light kit
- 5-spoke handle
- 3-spoke handle (6024 model only)



BFX6030



IMPORTANT:

Add 3" to outside depth for handle, dial and hinge projection.

Model	Outside Dimension H x W x D	Door Clearance H x W	Body Thickness	Gun Capacity	Weight	Lock Type
BFX7250	71¼" x 50" x 28"	63¾" x 42 ⅝"	2¼"	42 in Safe + 2 on Door	1,851 lbs.	See pg. 72
BFX7240	71¼" x 40" x 26"	63¾" x 32 ⅝"	2¼"	36 in Safe + 2 on Door	1,647 lbs.	See pg. 72
BFX6636	65¼" x 36" x 26"	57¾" x 28 ⅝"	2¼"	24 in Safe + 2 on Door	1,375 lbs.	See pg. 72
BFX6030	59¼" x 30" x 26"	51¾" x 22 ⅝"	2¼"	22 in Safe + 2 on Door	1,081 lbs.	See pg. 72
BFX6032	59¼" x 30" x 21"	51¾" x 16 ⅝"	2¼"	18 in Safe + 2 on Door	958 lbs.	See pg. 72
BFX6024	59¼" x 24" x 21"	51¾" x 16 ⅝"	2¼"	16 in Safe + 1 on Door	751 lbs.	See pg. 72

BFX Series (continued)

HIGH GLOSS



Charcoal
Metallic
Gloss



Ironside
Green
Gloss



Pearl
Essence
Gloss



Onyx
Gloss



Sapphire
Blue
Gloss



Thermal
Blue
Gloss




Reign
Purple
Gloss



Platinum
Metallic
Gloss

TEXTURED



Textured
Granite



Textured
White



Textured
Black



Textured
Spa Blue



Textured
Charcoal
Gray

HARDWARE FINISH



Chrome



Brass



Black Nickel

HANDLE TYPE



3-Spoke
Handle
(BFX6024 only)




5-Spoke
Handle (All
BFX models)



*Two-tone combinations available with textured body, using any standard textured color, and either high gloss or textured door. Please refer to Standard Colors list.

** Quotes available for other custom options such as two-tone high gloss, discontinued colors, or color match to your specifications, subject to manufacturing limitations.




6024
Standard
Gun Interior



6032
Standard
Gun Interior




6030
Standard
Gun Interior



6636
Standard
Gun Interior



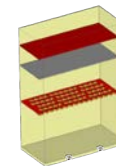
7240
Standard
Gun Interior



7240
Optional
Gun Interior



7250
Standard
Gun Interior



7250
Optional
Gun Interior

NEW! DOOR WRAPS



USA Flag Wavy



USA Flag Metal



Texas Flag Worn



USA Flag Woven

NF Series

90 Minute Fire RSC I Burglary

FEATURES

- Lifetime warranty against burglary and fire
- **SECURITY**
- 4-way bolt work
- UL RSC I security rating
- 14 massive 1½" chrome plated bolts
- Anchor holes provided
- UL Listed ESL10 electronic lock
- Decorative 5-spoke handle

FIRE PROTECTION

- Lined with 3-4 layers of fire protection panels
- Dual door seals to protect against fire and smoke
- ETL fire rating of 90 minutes at 1200°F

FUNCTIONALITY

- Industry's most flexible interior
- Door organizer
- Storage for 2 long guns on door (1 on NF5924)
- AC power outlet with removable cord
- LED light kit



NF6030



TEXTURED



Textured
Gunmetal Gray

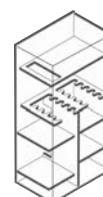
HARDWARE



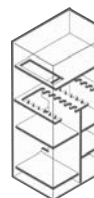
Black Nickel



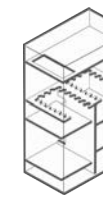
NF5924
Interior



NF6032
Interior



NF6030
Interior



NF6036
Interior

IMPORTANT:

Add 3" to outside depth for handle, dial and hinge projection.

Model	Outside Dimension H x W x D	Door Clearance H x W	Body Thickness	Gun Capacity	Weight	Lock Type
NF6036	59" x 36" x 26"	52" x 28¾"	2 ⅜"	34 in Safe + 2 on Door	977 lbs.	ESL10
NF6030	59" x 30" x 26"	52" x 22¾"	2 ⅜"	28 in Safe + 2 on Door	788 lbs.	ESL10
NF6032	59" x 30" x 21"	52" x 22¾"	2 ⅜"	18 in Safe + 2 on Door	761 lbs.	ESL10
NF5924	59" x 24" x 18"	52" x 16¾"	2 ⅜"	16 in Safe + 1 on Door	600 lbs.	ESL10

SF Series

60 Minute Fire B-Rate Burglary

FEATURES

- Lifetime warranty against burglary and fire
- **SECURITY**
- 3/16" solid steel plate door providing superior protection against pry attacks
- 12GA solid steel body lined with 3-4 layers of fire protection panels, providing respectable burglary and fire protection
- 4-way bolt work offering an extra layer of security on all 4 sides of the door
- 14 massive 1 1/4" chrome plated bolts
- Anchor holes provided
- Decorative 3-spoke handle

FIRE PROTECTION

- Dual door seals to protect against fire and smoke
- ETL fire rating of 60 minutes at 1200°F

FUNCTIONALITY

- UL Listed ESL5 electronic lock with illuminated keypad
- Industry's most flexible interior
- Door organizer
- Storage for 2 long guns on door
- LED light kit



SF6030



TEXTURED



Textured
Black

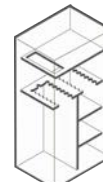
HARDWARE



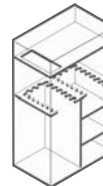
Black Nickel



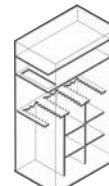
SF6030
Interior



SF6032
Interior



SF60306
Interior



SF7240
Interior

IMPORTANT:

Add 3" to outside depth for handle, dial and hinge projection.

Model	Outside Dimension H x W x D	Door Clearance H x W	Body Thickness	Gun Capacity	Weight	Lock Type
SF7240	72" x 40" x 26"	63 1/2" x 31 1/2"	2"	45 in Safe + 2 on Door	1,086 lbs.	ESL5
SF6036	59" x 36" x 26"	50 1/2" x 27 1/2"	2"	34 in Safe + 2 on Door	840 lbs.	ESL5
SF6030	59" x 30" x 26"	50 1/2" x 21 1/2"	2"	30 in Safe + 2 on Door	748 lbs.	ESL5
SF6032	59" x 30" x 21"	50 1/2" x 21 1/2"	2"	18 in Safe + 2 on Door	662 lbs.	ESL5

TF Series

30 Minute Fire B-Rate Burglary

FEATURES

- An economical gun safe offering impressive features!
- Lifetime warranty against burglary and fire

SECURITY

- 3/8" solid steel plate door, providing superior protection against pry attacks
- 4-way bolt work offering an extra layer of security on all 4 sides of the door
- 14GA solid steel body
- (14) 1 1/4" chrome plated bolts on TF5924E5
- (8) 1" chrome plated bolts on TF5517E5
- Anchor holes provided
- UL Listed ESL5 electronic lock with illuminated keypad

FIRE PROTECTION

- Lined with 2 layers of fire protection panels on the ceiling and door
- Lined with 1 layer of fire protection panels in all the walls
- Dual door seals to protect against fire and smoke
- Fire rating of 30 minutes at 1200°F

FUNCTIONALITY

- Decorative three-spoke handle on TF5924E5, "L" style handle on TF5517E5.
- Industry's most flexible interior
- Door organizer
- TF5924 has storage for 1 long gun on the door



TF5517



TEXTURED



Textured
Black



NEW!
Textured
White
(TF5517 only)

HARDWARE



Black Nickel
(TF5924)



Black Nickel
(TF5517)



TF5924
Interior



TF5517
Interior

IMPORTANT:

Add 3" to outside depth for handle, dial and hinge projection.

Model	Outside Dimension H x W x D	Door Clearance H x W	Body Thickness	Gun Capacity	Weight	Lock Type
TF5924	59" x 24" x 18"	52" x 16 3/4"	1"	17 in Safe + 1 on Door	388 lbs.	ESL5
TF5517	55 1/4" x 17 3/4" x 16"	49 1/2" x 12"	1"	11 in Safe only	286 lbs.	ESL5

Concealed Safe

Steel Container B-Rate Burglary

FEATURES

- Tilt-out door for easy access
- Highly versatile
- Foam padded slide-out gun tray
- UL Listed ESL5LP electronic lock with backlit and stealth mode keypad
- 18GA & 7GA body steel construction

- 4-point locking bar
- 4 mounting holes on the top and bottom of safe to allow stack-ability
- Side handles with cutouts to attach straps or security cables for truck storage
- Concealed mini flashlight

FUNCTIONALITY

- Storage in back of car and under bed



UBS648



TEXTURED



Textured
Black

Model	Outside Dimension H x W x D	Door Clearance H x W	Body Thickness	Interior Capacity	Weight	Lock Type
UBS648	6" x 48" x 14 $\frac{3}{8}$ "	13" x 44 $\frac{1}{2}$ "	$\frac{1}{16}$ "	1.50 cu. ft.	80 lbs.	ESL5LP

Handgun Series

Steel Container B-Rate Burglary

PS SERIES FEATURES

- Used to store pistols
- Reliable fast access Simplex push button mechanical locking device.
- Welded and concealed continuous hinge
- Strong, pry-resistant locking bolt
- Locking mechanism protected by steel housing, impervious to punch attacks
- Heavy-duty chrome carrying handle
- Protective high density pluck foam-lined interior
- 4 pre-drilled bolt down holes

HAS SERIES FEATURES

- Reliable fast access Simplex push button mechanical locking device.
- Strong, pry-resistant locking bolt
- Locking mechanism protected by steel housing, impervious to punch attacks
- Protective high density pluck foam-lined interior
- 4 anchor holes on the top and 4 anchor holes on the bottom for stack-ability



PS1210HD



PS1208EZ



HAS410

TEXTURED



Textured
Gunmetal Gray

Model	Outside Dimension H x W x D	Door Clearance H x W	Body Thickness	Interior Capacity	Weight	Lock Type
PS1210HD	10 $\frac{1}{4}$ " x 12 $\frac{1}{4}$ " x 4 $\frac{1}{4}$ "	9 $\frac{5}{8}$ " x 11 $\frac{5}{8}$ "	10GA	0.16 cu. ft.	24 lbs.	Simplex Mechanical Push Button
PS1208EZ	8 $\frac{1}{8}$ " x 12 $\frac{1}{4}$ " x 4"	7 $\frac{3}{4}$ " x 11 $\frac{3}{4}$ "	14GA	0.13 cu. ft.	11 lbs.	Simplex Mechanical Push Button
HAS410	12 $\frac{3}{8}$ " x 10" x 4 $\frac{3}{16}$ "	10 $\frac{9}{16}$ " x 7 $\frac{1}{4}$ "	10GA	0.10 cu. ft.	20 lbs.	Simplex Mechanical Push Button

Vault Door Series

**Provides 2 Hour Fire
RSC I Burglary**

FEATURES:

- 2" thick door
- Made in the USA
- (10) 1½" chrome plated bolts (5 bolts on inswing doors)
- Adjustable frame to fit walls ranging from 4¾" to 9½" thick
- Only VD offered with a "poured" fire protection mixture (DryLight®) - American Security's proprietary seamless, lightweight, high performance fire barrier
- Safety lock release
- Spy-proof key-locking dial
- 1 year parts and labor warranty

BF SERIES VAULT DOOR FEATURES:

- ½" steel plate on face of door providing a superior security barrier
- 1⅜" of seamless DryLight® as fire protection

OPTIONAL FEATURES:

- Left or right swing door

PANIC LOCK FEATURES:

- Standard with all VD models
- Allows the user to safely lock themselves inside, despite the lock combination being entered from the outside



VD8036BF

TEXTURED




Textured White



Textured Spa Blue



Textured Black



Textured Granite



Textured Charcoal Gray

HARDWARE



Black Nickel



Brass




Chrome



Model	Swing Type	Wall Opening H x W	Door Opening H x W	Weight	Lock Type
VD8030BF	Out-Swing	79½" x 29½"	77½" x 24¾"	839 lbs.	See page 73
VD8030BFIS	In-Swing	79½" x 29½"	77" x 20¾"	816 lbs.	See page 73
VD8036BF	Out-Swing	79½" x 35½"	77½" x 31"	989 lbs.	See page 73
VD8036BFIS	In-Swing	79½" x 35½"	77" x 26¼"	962 lbs.	See page 73
VD8042BF	Out-Swing	79½" x 41½"	77½" x 37"	1,139 lbs.	See page 73
VD8042BFIS	In-Swing	79½" x 41½"	77" x 34¼"	1,098 lbs.	See page 73



Home Safes



BF Series

1 Hour Fire UL RSC I Burglary

FEATURES

- Available in a wide variety of paint finishes
- Made in the USA
- UL RSC I security rating

DOOR

- ½" solid steel plate door providing top-rated security

BODY

- 3 massive 1" diameter solid steel chrome plated locking bolts. A full length dead bar locks deep into the body preventing door removal during a forced entry attempt

- Heavy duty steel hinges provide easy smooth door operation
- 1 recessed anchor bolt hole and mounting hardware are provided to securely anchor safe
- Plush interior
- BF1512, BF1716, BF2116 have 1 shelf. BF3416 has 2 shelves
- Optional Stor-It cabinets (Available on models BF3416 and BF1716 only)
- Optional BF safe pedestals available

FIRE PROTECTION


- UL fire rating of 60 minutes at 1700°F (Most respected fire rating to achieve)
- BF3416: ETL fire rating of 60 minutes at 1200°F
- Comes with intumescent door seal
- Lifetime fire replacement warranty
- Seamless fire clay fill




BF1512

**** Shown with optional electronic ESL10 lock**
Quotes available for other custom options such as two-tone, discontinued colors, or color match to your specifications, subject to manufacturing limitations.

HIGH GLOSS



TEXTURED



HARDWARE



BF3416



All other
BF models



Model	Outside Dimension H x W x D	Door Clearance H x W	Body Thickness	Interior Capacity	Weight	Lock Type
BF1512	20¼" x 17¼" x 18¾"	15" x 12"	2⅝"	1.35 cu. ft.	288 lbs.	See pg. 73
BF1716	22¼" x 21¾" x 21¾"	17" x 16½"	2⅝"	2.60 cu. ft.	412 lbs.	See pg. 73
BF2116	26¼" x 21¾" x 20¼"	21" x 16½"	2⅝"	2.91 cu. ft.	476 lbs.	See pg. 73
BF3416	39¼" x 21¾" x 21¾"	34" x 16½"	2⅝"	5.19 cu. ft.	690 lbs.	See pg. 73

BFS Series

60 & 80 Min Fire RSC I Burglary

ALL BFS MODELS (BESIDES BFS912): FEATURES

- Cement-based seamless fire and security barrier
- ESL10 UL Type 1 high security lock
- ETL fire rating of 60 minutes at 1200°F
- UL RSC I security rating
- ½" solid steel plate door providing top rated security
- 3-way or 4-way bolt work protecting from severe pry attacks

- BFS2214: 3-way active bolt work, 7 active bolts
- BFS2815, BFS3416, & BFS4520: 4-way active bolt work, 10 active bolts
- Optional Stor-It cabinets available on BFS4520E1
- 1 anchor hole with hardware

BFS912: BODY

- 1¾" double wall steel construction
- ⅝" steel barrier
- Interlocking fire-safe jamb

- ETL fire rating of 80 minutes at 1775°F
- 2 anchor holes with hardware

BFS912: DOOR

- ½" solid steel plate door providing top rated security
- ESL5LP, UL Type 1 high security electronic lock
- Massive hardplate and two re-lock devices
- (3) ⅝" x 1" steel locking bolts
- (3) ⅝" x 1" steel dead bolts




BFS2214



BFS912



TWO-TONE



Textured
Black &
Charcoal Gray

HARDWARE



Chrome



BFS912E5LP



All Other
BFS Models



Model	Outside Dimension H x W x D	Door Clearance H x W	Body Thickness	Interior Capacity	Weight	Lock Type
BFS1512E1	20⅞" x 17⅞" x 19⅜"	14⅞" x 12"	2 ⅝"	1.4 cu. ft.	278 lbs.	ESL10
BFS2214E1	27⅞" x 19⅞" x 21¾"	21⅞" x 13⅞"	2 ⅝"	2.8 cu. ft.	424 lbs.	ESL10
BFS2815E1	33" x 20" x 22¾"	27⅞" x 14⅞"	2 ⅝"	3.8 cu. ft.	514 lbs.	ESL10
BFS3416E1	39⅞" x 21" x 23¾"	33⅞" x 15⅞"	2 ⅝"	5.48 cu. ft.	634 lbs.	ESL10
BFS4520E1	49⅞" x 25⅞" x 25¾"	44 ⅞" x 19¾"	2 ⅝"	9.67 cu. ft.	900 lbs.	ESL10
BFS912E5LP	12½" x 16" x 16 ⅜"	8⅞" x 12½"	1¾"	0.72 cu. ft.	145 lbs.	ESL5LP

CSC Series

2 Hour Fire UL RSC I Burglary

FEATURES

- UL RSC I security rating
- 2 hour factory fire rating at 1200°F

DOOR

- 4 $\frac{5}{8}$ " Overall thickness
- Constructed with a 2" defense barrier of outer and inner steel plates
- Burglary-resistant
- Cement-based fire and security barrier

BODY

- Durable powder-coated adjustable shelves
- 1 internal recessed anchor hole and mounting hardware are provided to securely anchor safe
- Heat expandable intumescent door seal guards contents against severe fires

LOCKING MECHANISM

- (2-3) 1 $\frac{1}{2}$ " diameter solid steel dead bolts for protection from pry attacks
- UL Listed ESL10 standard lock. Mechanical lock options available.


Tamper-resistant glass relocker

- Heavy duty steel hinges provide easy, smooth door operation
- Attractively accented with a full width facial panel and matching 3-spoke handle



CSC1913E1

TEXTURED



Textured
Charcoal Gray

HARDWARE



Brushed
Aluminum




IMPORTANT:

- Add 2" to outside depth for handle, dial and hinge projection.
- Add 1" (rubber feet) to outside height.

Model	Outside Dimension H x W x D	Door Clearance H x W	Body Thickness	Interior Capacity	Weight	Lock Type
CSC1413E1	19 $\frac{1}{2}$ " x 18" x 19 $\frac{7}{8}$ "	14" x 12 $\frac{1}{2}$ "	2 $\frac{3}{4}$ "	1.24 cu. ft.	256 lbs.	ESL10
CSC1913E1	24 $\frac{1}{2}$ " x 18" x 19 $\frac{7}{8}$ "	19" x 12 $\frac{3}{8}$ "	2 $\frac{3}{4}$ "	1.68 cu. ft.	318 lbs.	ESL10

AM Series

45 Minute Fire B-Rate Burglary



FEATURES:

- ¼" solid steel plate door, providing superior protection against pry attacks
- Powder-coated blue with black nickel hardware
- Gray fabric interior
- Back-lit UL Listed ESL5 electronic lock with stealth mode keypad
- 12GA steel body
- Lined with 2-3 layers of fire protection panels
- ETL fire rating of 45 minutes at 1200°F
- 3-way bolt work
- 4 pre-cut anchor holes
- AM2020E5: 1 shelf
- AM3020E5: 2 shelves
- AM4020E5: 3 shelves



AM3020



TEXTURED



Deep
Blue

HARDWARE



Black Nickel



Model	Outside Dimension H x W x D	Door Clearance H x W	Body Thickness	Interior Capacity	Weight	Lock Type
AM2020E5	20" x 20" x 20"	14½" x 14½"	12GA	2.21 cu. ft.	170 lbs.	ESL5
AM3020E5	30" x 20" x 20"	24½" x 14½"	12GA	3.54 cu. ft.	230 lbs.	ESL5
AM4020E5	40" x 20" x 20"	34½" x 14½"	12GA	4.88 cu. ft.	316 lbs.	ESL5

Jewelry Safes

30 & 45 Minute Fire B-Rate Burglary

JS2020 AND NEW! JS5517 FEATURES:

- ¼" solid steel plate door (⅜" for JS5517), providing superior protection against pry attacks
- Textured white exterior with black nickel hardware
- Quilted faux leather interior
- JS2020: 2 interior drawers
- JS5517: 5 interior drawers
- Back-lit UL Listed ESL5 electronic lock

- 12GA steel body (14GA for JS5517)
- Lined with fire protection panels
- JS5517: Fire rating of 30 minutes at 1200°F
- JS2020E5: ETL fire rating of 45 minutes at 1200°F
- 3-way bolt work
- 4 pre-cut anchor holes
- LED light kit and motion sensor light
- Necklace hangers

NEW! JS2020 PEDESTAL FEATURES:

- 4 anchor holes in base for securing to the floor
- 3 slots in the back for anchoring to a wall stud
- Pedestal must be anchored to the floor or wall stud using the furnished hardware



JS2020 **45 Minute Fire**



TEXTURED



Semi-Gloss
White

HARDWARE



Black Nickel



JS2020E5



JS5517



NEW! JS5517 **30 Minute Fire**



NEW! JS2020 Pedestal



Model	Outside Dimension H x W x D	Door Clearance H x W	Body Thickness	Interior Capacity	Weight	Lock Type
JS2020E5	20" x 20" x 20"	14½" x 14½"	12GA	2.30 cu. ft.	170 lbs.	ESL5
JS5517	55" x 17¾" x 16"	49½" x 12"	1"	5.62 cu. ft.	286 lbs.	ESL5
JS2020 Pedestal	24" X 20" x 20"	N/A	N/A	N/A	70 lbs.	N/A

CEV Series (TL-15)

UL TL15 Burglary 2 Hour Fire

FEATURES

- Design based on our USA made Amvault family, with an economic focus
- TL-15 security rated. One of the highest security ratings in the safe business
- Independent fire rating of 120 minutes at 1850°F
- Standard heavy duty 3-spoke handle and pull handle offering an attractive look

DOOR

- Standard 6" overall door thickness with a barrier of outer and inner steel plates
- Unique single structure enclosing a high density fire and burglary resistant composite material
- Defense barrier with a combination of nuggets and steel fibers
- Able to withstand concentrated attacks with the most sophisticated burglary equipment

BODY

- A single ½" recessed anchor hole centered in the bottom

- High strength adjustable steel shelves

LOCKING MECHANISM

- ESL10 electronic lock
- Equipped with 6-10 massive 1½" diameter chrome-plated solid steel locking bolts



CEV3524



TEXTURED



Textured
Black

HARDWARE



Chrome



Model	Outside Dimension H x W x D	Door Clearance H x W	Body Thickness	Interior Capacity	Weight	Lock Type
CEV1814	25" x 21" x 21½"	18" x 14"	3½"	1.8 cu. ft.	854 lbs.	ESL10
CEV2518	32" x 25" x 25½"	25" x 18"	3½"	4.2 cu. ft.	1,292 lbs.	ESL10
CEV3524	42" x 31" x 29½"	35" x 24"	3½"	9.7 cu. ft.	2,085 lbs.	ESL10
CEV5524	62" x 31" x 29½"	55" x 24"	3½"	15.3 cu. ft.	2,768 lbs.	ESL10
CEV6528	72" x 35" x 29½"	65" x 28"	3½"	21.1 cu. ft.	3,153 lbs.	ESL10

MAX Safe (TL-15)

UL TL15 Burglary

90 Minute Fire

DOOR FEATURES

- Constructed with a 2" defense barrier of outer and inner steel plates
- Unique, high-density fire and burglary resistant composite material
- Defense barrier constructed of ceramic nuggets and steel barriers
- Able to withstand concentrated attacks from the most sophisticated burglary equipment

BODY FEATURES

- A reinforced drill resistant door frame protects the door and each individual bolt chamber from severe side attacks
- A proprietary inner steel barrier protects against peeling attacks
- High-strength adjustable shelf with Charcoal gray finish
- Equipped with a recessed 5/16" diameter anchor hole
- ETL fire rating of 90 minutes at 1200°F
- Glass re-locking plate behind the lock
- TL-15 security rating

LOCKING MECHANISM

- 3-way active boltwork mechanism engages the bolts horizontally and vertically into the body of the safe
- Equipped with (6) 1 1/8" diameter polished stainless steel locking bolts.

HINGE FEATURES

- Heavy-duty steel hinges provide smooth door operation

TEXTURED



Textured
Charcoal Gray

HARDWARE



Chrome



MAX1014

Model	Outside Dimension H x W x D	Door Clearance H x W	Body Thickness	Interior Capacity	Weight	Lock Type
MAX1014	15 7/8" x 19 3/4" x 19 3/8"	10 1/8" x 14 1/8"	2 3/4"	0.95 cu. ft.	492 lbs.	ESL10

UL Series

UL 2 Hour Fire B-Rate Burglary

FEATURES

- Safes withstand fires of up to 1850°F for 2 hours and a 30' drop – equivalent to falling through a 2 story burning building
- Lifetime fire replacement and 1 year parts and labor.
- Increased barriers for burglary protection. Impressive 3½" thick recessed door with ⅝" thick front for excellent pry resistance

- Handle-activated locking mechanism, with ⅞" diameter solid steel chrome plated locking bolts
- Internal anchor bolt hole with hardware
- UL Listed Group II key changeable combination lock with relock. 1 million possible combinations
- Auxiliary spring-loaded relock device activated by severe impact attack
- Heavy duty steel hinges provide additional security and smooth operation


- Rubber feet are included
- 1 adjustable shelf and 1 base on all models
- Attractively accented with a brass or chrome handle, decorative emblems and plush velour interior



UL1511



TEXTURED



Textured
Charcoal Gray

HARDWARE



Chrome



Brass



IMPORTANT:

- Add 2" to outside depth for handle, dial and hinge projection. Outside height includes 1" high rubber feet; 2¾" for casters on the 2 largest models.
- Shown with optional electronic lock

Model	Outside Dimension H x W x D	Door Clearance H x W	Body Thickness	Interior Capacity	Weight	Lock Type
UL1511	22" x 17" x 18½"	15¼" x 11"	2¾"	1.24 cu. ft.	246 lbs.	See pg. 73
UL1812	25" x 18" x 18"	18½" x 12½"	2¾"	1.61 cu. ft.	272 lbs.	See pg. 73
UL1812X	25" x 18" x 23½"	18½" x 12½"	2¾"	2.27 cu. ft.	298 lbs.	See pg. 73

FS Series

UL 1 Hour Fire B-Rate Burglary

FEATURES

- The only safe in its class that comes with a UL-rated type 1 lock with a backlit keypad
- UL fire rating of 60 minute at 1700°F
- 1 recessed anchor hole and hardware

FS914E5LP AND FS149E5LP FEATURES

- The only safe in its class with a UL-listed Type 1 ESL5LP electronic lock preventing the safe from being "bounced open"
- 1 drawer shelf
- Handle operated side-locking mechanism with 2 chromed locking bolts
- 2 deadbolts prevent door removal
- 4 rubber feet

FS1814E5 FEATURES

- UL ESL5 electronic lock
- Handle operated locking mechanism with 3-way boltwork
- 2 deadbolts prevent door removal
- 1 key-lock drawer and one adjustable shelf



FS914LP

TEXTURED



Textured
Black Granite



FS1814E5

IMPORTANT:

- Add 2" to outside depth for handle, dial and hinge projection.
- Model FS1814E5 has 1 key-lock drawer and 1 adjustable shelf.
- Dimensions have been converted from metric measurements. Please allow +1/4" to -1/4" variation for both outer and inner dimensions listed.

Model	Outside Dimension H x W x D	Door Clearance H x W	Body Thickness	Interior Capacity	Weight	Lock Type
FS914E5LP	14 ¹ / ₈ " x 19 ¹ / ₂ " x 15 ¹ / ₄ "	9 ³ / ₄ " x 15 ³ / ₈ "	2 ¹ / ₈ "	0.86 cu. ft.	96 lbs.	ESL5LP
FS149E5LP	19 ¹ / ₂ " x 14 ¹ / ₈ " x 15 ¹ / ₄ "	15 ³ / ₈ " x 9 ³ / ₄ "	2 ¹ / ₈ "	0.86 cu. ft.	96 lbs.	ESL5LP
FS1814E5	23 ³ / ₈ " x 18 ⁷ / ₈ " x 18 ¹ / ₂ "	18" x 13 ¹ / ₄ "	2 ³ / ₄ "	1.72 cu. ft.	164 lbs.	ESL5

MS Safe

Steel Container B-Rate Burglary



FEATURES

- Formed, high-tensile steel body and jamb construction to maximize protection against pry attacks
- ½" solid steel door
- Equipped with UL-listed ESL10 lock
- (3) 1" diameter chromed steel locking bolts
- Bolt detent system engages boltwork automatically
- Auxiliary spring-loaded reloading device
- Lock and reload protected by large hardplate
- 4 anchor bolt holes
- Adjustable shelf provided

TEXTURED



Textured
Charcoal Gray



MS1414E1

Model	Outside Dimension H x W x D	Door Clearance H x W	Body Thickness	Interior Capacity	Weight	Lock Type
MS1414E1	14" x 14" x 14"	9¾" x 9¾"	11GA	1.20 cu. ft.	67 lbs.	ESL10

EST Series

Steel Container B-Rate Burglary



FEATURES

- DL6000 bounce-proof electronic lock with a large LCD display allows smooth and easy operation
- LCD display shows low-battery indicator, time, date and keypad
- Emergency key-lock override system with 2 keys, power override battery box, built-in spy-proof function and motion detector alert
- Can be bolted to the wall or floor
- Carpeted base
- Pry-resistant recessed door with internal hinges for anti-theft protection
- Anchor hardware standard
- Models EST1014 and EST2014 have 1 removable shelf



EST916

TEXTURED



Textured
Cream



EST2014

Model	Outside Dimension H x W x D	Door Clearance H x W	Body Thickness	Interior Capacity	Weight	Lock Type
EST813	7 ⁷ / ₈ " x 12 ¹ / ₄ " x 8"	5 ³ / ₄ " x 8 ¹ / ₄ "	14GA	0.29 cu. ft.	16 lbs.	DL6000
EST916	9" x 16" x 13 ¹ / ₄ "	6 ³ / ₄ " x 12 ¹ / ₈ "	14GA	0.90 cu. ft.	27 lbs.	DL6000
EST1014	9 ⁷ / ₈ " x 13 ³ / ₄ " x 9 ⁷ / ₈ "	7 ⁵ / ₁₆ " x 9 ³ / ₈ "	14GA	0.54 cu. ft.	22 lbs.	DL6000
EST2014	19 ³ / ₄ " x 13 ³ / ₄ " x 12 ¹ / ₄ "	17 ¹ / ₈ " x 9 ¹ / ₄ "	14GA	1.53 cu. ft.	40 lbs.	DL6000

IRC Safe

Steel Container B-Rate Burglary

FEATURES:

- Heavy duty steel construction offers excellent burglary protection
- Convenient motorized locking system, incorporating the latest technology
- Easy to read, large LED display lets you know the status of the safe
- 4-6 digit combination, standard hotel room configuration (customer sets new combination every time safe is used, quickly and easily), or electronic credit card

- Reliable ADA approved keypad
- Keypad is battery powered, and each safe has backup bypass power cable
- Lock-out penalty if the combination is entered wrong, the safe will lock up for 15 minutes, frustrating the would-be burglary.
- Emergency key-lock override system with 2 keys
- Spacious interior fits most laptop computers
- 2 anchor holes with mounting

- hardware included
- Attractive carpeted bottom hides anchor bolts
 - Guest instruction label included
 - Packaged for UPS shipment
- OPTIONS:**
- Hand-held, programming device, offering audit trail and electronic override

TEXTURED



Textured
Black



IRC916E



Model	Outside Dimension H x W x D	Door Clearance H x W	Body Thickness	Interior Capacity	Weight	Lock Type
IRC916E	9" x 16" x 14"	6 7/8" x 13"	14GA	0.97 cu. ft.	29 lbs.	4 to 6 Digit Combination or Electronic Credit Card Reader

WS Series

Steel Container B-Rate Burglary

WEST2114 FEATURES

- Extra spacious interior, while still offering the convenience of fitting between studs
- DL6000 bounce-proof electronic lock with a LCD display showing low-battery indicator, time, date and keypad
- Emergency key-lock override system with 2 keys, power override battery box, built-in spy-proof function and motion detector alert
- Heavy gauge solid steel construction, plus dual live bolts made also of heavy gauge steel
- Carpeted base
- Pry-resistant recessed door with internal hinges for anti-theft protection
- 2 removable shelves
- Packaged for UPS shipment



WS1214E5



WFS149E5LP



WEST2114

WS1214E5 FEATURES

- An additional spring-loaded re-locking device, activated by a punching attack
- Lock and re-locks are protected by a large carburized hardplate
- Handle activated locking mechanism consisting of (3) 1" diameter locking bolts. Each bolt is drive resistant, chromed steel with a long throw
- 1 piece heavy duty dead bar behind hinge prevents removal of door even if hinges are removed during a forced entry attempt
- 2 removable shelves. Extra deep interior
- American Security's UL Listed ESL5 electronic lock

WFS149E5LP FEATURES

- UL fire rating of 60 minutes at 350°F
- U.L. listed E-Lock with illuminated keypad
- Extra deep interior, with 1 convenient drawer shelf
- Each safe is equipped with side locking boltwork mechanisms, incorporating 1/2" steel deadbolts
- Impressive 1/2" thick door

TEXTURED



Textured
Charcoal Gray

TEXTURED



Textured
Black Granite


TEXTURED



Textured
Cream

Model	Outside Dimension H x W x D	Door Clearance H x W	Body Thickness	Interior Capacity	Weight	Lock Type
WS1214E5	12 ⁵ / ₈ " x 14" x 10"	10 ³ / ₄ " x 11 ¹ / ₄ "	7GA	0.51 cu. ft.	86 lbs.	ESL5
WFS149E5LP	19 ¹ / ₂ " x 14" x 15 ³ / ₈ "	15 ¹ / ₄ " x 9 ³ / ₄ "	2 ¹ / ₈ "	0.85 cu. ft.	104 lbs.	ESL5LP
WEST2114	21 ¹ / ₈ " x 13 ⁷ / ₈ " x 4"	19 ¹ / ₄ " x 10 ¹ / ₄ "	14GA	0.42 cu. ft.	31 lbs.	DL6000

Business Safes



RMM Series

Steel w/Front Drop ES LAudit II (1-40 User)w/5000 Audit History E-20 (1-9 User) No Audit Trail

FEATURES:

- Solid steel ½" thick door equipped with 10 solid steel plated locking bolts
- Formed high tensile steel body and jamb construction to maximize protection against pry attack
- Reinforced internal jambs on all 4 sides provide protection against sledgehammer attack
- 3-way locking system with (5) 1" dia. Chrome-plated locking bolts
- Bolt detent system engages boltwork and locks the door automatically
- Auxiliary spring-loaded re-locking devices
- Locks and relocks protected by a large hardplate
- Standard 4 anchor bolt holes
- Left-swing door available

RMM2620 FEATURES:

- By using a drop drawer, the safe maximizes usable space
- Included 6 removable door mounted coin racks
- Includes anti-spread pins
- Attended drawer option
- ES LAudit II, SWII, or ESL20 locks available


RMM3124ESLAUDIT FEATURES:

- Most secure drop safe in the market
- Standard with ES LAudit II for extra accountability and dual control
- Extra large storage compartment for cash tills, cash box, cash bag and bulk coin
- Comes standard with 9 door mounted coin racks



RMM2620ESLAuditII-R

TEXTURED



Textured
Charcoal Gray



RMM3124ESLAudit

Model	Outside Dimension H x W x D	Door Clearance H x W	Body Thickness	Interior Capacity	Weight	Lock Type
RMM2620SW-R	26" x 20" x 18½"	18¼" x 15½"	11GA	4.6 cu. ft.	230 lbs.	SafeWizard II
RMM2620ESLAudit-R	26" x 20" x 18½"	18¼" x 15½"	11GA	4.6 cu. ft.	230 lbs.	ESLAudit II
RMM2620ESL20-R	26" x 20" x 18½"	18¼" x 15½"	11GA	4.6 cu. ft.	230 lbs.	ESL20
RMM3124ESLAudit	31" x 24½" x 20"	Left: 28" x 13½" Right: 12⅝" x 5¾"	11GA	Left: 4.76 cu. ft. Right: 2.16 cu. ft.	360 lbs.	ESLAudit II

MM Series

Steel w/Front Drop ES LAudit II (1-40 User)w/5000 Audit History E-20 (1-9 User) No Audit Trail

FEATURES:

- Available with two lock options:
 - ES LAudit II with audit capabilities
 - ELS20 (NEW!)
- (3) 1" diameter locking bolts
- Auto lock bolt detent
- Internal relock device
- Large anti-drill plate
- Coin racks
- Fish resistant depository drop accepts bulk items, drop envelopes or bags

- Cash drawers and bulky items conveniently fit into both compartments
- 4 anchor bolts with hardware
- 3 models: 3-Drop, Top-Drop, and Center-Drop
 - 3-Drop: 3 individual color-coded 4" drops for shift control. Three deposit bins provided
- Top-Drop and Center-Drop: Includes hopper measuring 2"H x 16¼"W x 3½"D

Available while Supplies last:


- MM2820 3-Drop-ES LAudit
- MM2820 Top-Drop-ES LAudit



MM2820 Center-Drop-E2-ESL20



TEXTURED



Textured
Charcoal Gray

Model	Outside Dimension H x W x D	Door Clearance H x W	Body Thickness	Interior Capacity	Weight	Lock Type
MM2820 Top-Drop-ES LAudit	28" x 20½" x 20"	TOP: 8½" x 16¼" BTM: 8½" x 16¼"	11GA	1.87 cu. ft. 2.16 cu. ft.	247 lbs.	ES LAudit II
MM2820 3-Drop-ES LAudit	28" x 20½" x 20"	TOP: 8½" x 16¼" BTM: 8½" x 16¼"	11GA	1.87 cu. ft. 2.16 cu. ft.	274 lbs.	ES LAudit II
MM2820 CTR-Drop-E2-ESL20	28" x 20½" x 20"	TOP: 8½" x 16¼" BTM: 8½" x 16¼"	11GA	1.87 cu. ft. 2.16 cu. ft.	278 lbs.	ESL20
MM2820 CTRDrop-ES LAudit	28" x 20½" x 20"	TOP: 8½" x 16¼" BTM: 8½" x 16¼"	11GA	1.87 cu. ft. 2.16 cu. ft.	278 lbs.	ES LAudit II

BWB Drop Series

Steel w/Front Drop B-Rate Burglary

FEATURES

- Formed high strength steel body and jamb construction to maximize protection against pry attack
- Reinforced internal jambs on all 4 sides to provide protection against sledgehammer attack
- 3-way locking mechanism consisting of (5) 1" diameter chromed steel locking bolts
- Bolt detent system engages bolt work automatically to relock when door is closed
- Locks and relocks protected by a large drill-resistant hardplate
- Auxiliary spring-loaded reloading devices

locks safe when tampered with

- Convenient, door-mounted, recessed coin rack
- Standard 4 anchor bolt holes
- Standard ESL10 Lock

INTERIOR LOCKER FEATURES

- Heavy ¼" Steel Door, And Single-Key Camlock With 2 Keys
- Large Clear Door Opening:
- 6" H X 12"W (For 20" W Safes)
- Inside Dimensions:
BWB2020FL / BWB3020FL / BWB4020FL:
5½" H x 19¾" W x 13½" D
- Note: Front Load Depository - inside locker height restricted to 6"

DEPOSIT DRAWER FEATURES (ONLY MODEL BWB3020D1)

- Includes anti-fish saw toothed baffle to guard against pilfering or fishing
- Drawer size: 1½" H x 3½" W x 7½" D
- Heavy duty steel sliding drawer

FRONT LOAD DEPOSITORY FEATURES


- Recessed heavy duty ⅛" body construction with ⅛" door
- Includes anti-fish saw toothed baffle to guard against pilfering or fishing
- Large package capacity: 4" H x 11½" W x 9" D (maximum)



BWB2020FL



TEXTURED




Textured
Charcoal Gray



BWB3020-D1



TEXTURED



Textured
Charcoal Gray

Model	Outside Dimension H x W x D	Door Clearance H x W	Body Thickness	Interior Capacity	Weight	Lock Type
BWB2020FL	29¾" x 20" x 20"	14¾" x 16¼"	11GA	1.74 cu. ft.	218 lbs.	ESL10
BWB3020-D1	30" x 20" x 20"	24¾" x 16¼"	11GA	3.7 cu. ft.	270 lbs.	Mechanical
BWB3020FL	39¾" x 20" x 20"	24¾" x 16¼"	11GA	3.7 cu. ft.	278 lbs.	ESL10
BWB4020FL	49¾" x 20" x 20"	34¾" x 16¼"	11GA	5.63 cu. ft.	360 lbs.	ESL10


BWB Series

Steel Container B-Rate Burglary

FEATURES

- Designed to fit cash register drawers
- Improved security with 3-way bolt work
- Other locks available upon request
- ½" thick solid steel door, recessed for resistance to pry attacks
- Formed, high-tensile steel body and jamb construction to maximize protection against pry attacks
- Comes standard with ESL10 UL Type 1 high security lock (except for BWB4020)
- Auxiliary spring-loaded relock device
- Locks and relocks protected by a large hardplate
- 4 anchor bolt holes
- Reinforced internal jambs on all four sides to provide excellent protection against sledgehammer attack
- 3-way locking mechanism consisting of 5 1" diameter chromed steel locking bolts
- Bolt detent system keeps bolts retracted when the door is open, then automatically engages when door is shut
- Convenient door mounted recessed coin rack
- Large capacity for storage of cash trays
- Adjustable shelves, depending on model

TEXTURED



Textured
Charcoal Gray



BWB2020



Model	Outside Dimension H x W x D	Door Clearance H x W	Body Thickness	Interior Capacity	Weight	Lock Type
BWB2020	20" x 20" x 20"	14¾" x 16¼"	½"	3.83 cu. ft.	154 lbs.	ESL10
BWB3020	30" x 20" x 20"	24¾" x 16¼"	½"	5.78 cu. ft.	218 lbs.	ESL10
BWB4020	40" x 20" x 20"	34¾" x 16¼"	½"	7.72 cu. ft.	272 lbs.	ESL10

Depository DSF Series **Steel Front Drop B-Rate Burglary**

BODY FEATURES:

- Strong, 11GA "B" Rate construction made of solid steel plate for improved security and appearance
- Formed door jamb for increased resistance to sledgehammer attack
- 4 anchor bolt holes are standard
- Standard ESL10 Lock

DOOR FEATURES (2014, 2714 & 3214):

- ½" thick solid steel plate, recessed to increase resistance to pry attack
- (3) 1" diameter chromed steel locking bolts
- Bolt detent system engages bolt work automatically
- Auxiliary spring-loaded relocking device to lock safe when tampered with
- Lock and relock protected by large hardplate


HOPPER:

- Large package sizes:
 - (FrontLoad): 10½" H x 2¾" W X 4" D
- Recessed, heavy duty ⅛" construction (¼" door)
- Protected by dual "anti-fish" saw tooth baffle to guard against pilferage and fishing

DSF2516 FEATURES

- Other locks available upon request
- Capable of fitting cash register drawers

TEXTURED



Textured
Charcoal Gray



DSF2516

Model	Outside Dimension H x W x D	Door Clearance H x W	Body Thickness	Interior Capacity	Weight	Lock Type
DSF2014	20¼" x 14" x 14"	9¾" x 9¾"	11GA	0.74 cu. ft.	84 lbs.	ESL10 or ESL20
DSF2516	25" x 16" x 20"	14½" x 12"	11GA	0.88 cu. ft.	155 lbs.	ESL20
DSF2714	27¼" x 14" x 14"	9¾" x 9¾"	11GA	1.5 cu. ft.	96 lbs.	ESL10
DSF3214	32¼" x 14" x 14"	9¾" x 9¾"	11GA	0.98 cu. ft. (Front Loading)	138 lbs.	ESL10

Depository DST Safe

**Steel Top Drop
B-Rate Burglary**

BODY

- Strong, 11GA, "B" Rate construction made of solid steel plate for improved security and appearance
- Formed door jamb for increased resistance to sledgehammer attack
- 4 anchor bolt holes are standard
- Standard ESL10 Lock


DOOR

- ½" thick solid steel plate, recessed to increase resistance to pry attack
- (3) 1" diameter chromed steel locking bolts
- Bolt detent system engages boltwork automatically
- Auxiliary spring-loaded re-locking device
- Lock and relock protected by large hardplate

HOPPER

- The rotary is designed with anti-fish prevention in mind
- Large package sizes:
 - (Top Load Rotary): 10"H x 4¾"W x 4¾"D
- Protected by dual "anti-fish" saw tooth baffle against pilferage and fishing

TEXTURED



Textured
Charcoal Gray



DST2014

Model	Outside Dimension H x W x D	Door Clearance H x W	Body Thickness	Interior Capacity	Weight	Lock Type
DST2014	20¼" x 14" x 14"	9¾" x 9¾"	11GA	1.00 cu. ft.	105 lbs.	ESL10

DSR Safe

Steel w/Reverse Hopper B-Rate Burglary

BODY

- 4 anchor bolt holes

DOOR

- (3) 1" diameter steel locking bolts
- Auto lock bolt detent system
- Internal re-locking device
- ½" door hardplate

INTERIOR

Receiving locker:

- ¼" solid steel plate with cam key lock
- Clear door: 6"H x 10"W
- ID: 5⅞"H x 15¾"W x 13¾"D

Till Storage Compartment:

- Fit up to 4 till trays
- Clear door: 14½" H x 12" W
- Inside Dimensions: 9"H x 15¾"W x 17"D

REVERSE HOPPER

- Large package sizes: 9½"H x 2½"W x 4"D
- ⅞" solid steel plate with cam key lock
- Protected by dual "anti-fish" saw tooth baffle against pilferage and fishing
- Through-the-wall depository with adjustable chute

- Wall Thickness: Minimum 6⅞" to maximum 13⅞"
- Floor Height: Minimum 36¾" to maximum 48¾"



DSR2516

TEXTURED



Textured
Charcoal Gray

Model	Outside Dimension H x W x D	Door Clearance H x W	Body Thickness	Interior Capacity	Weight	Lock Type
DSR2516	25" x 16" x 20"	14½" x 12"	11GA	2.13 cu. ft.	260 lbs.	ESL20

BLC Series

Steel Container - Heavy Duty C-Rate Burglary - No Fire

DOOR FEATURES

- 1" ("C" Rate) steel pry resistant recessed door
- UL Listed Group II key changeable lock, with re-lock and the ability to have 1 million password combinations
- Additional spring loaded re-locking device, activated by a punching attack
- Locks and re-locks protected by a large steel hardplate
- A handle activated locking mechanism consisting of (3) 1" chromed steel locking

- bolts. (5 bolts for BLC4024 models)
- Solid steel full length dead bar prevents door removal if hinges are removed during a forced entry attempt
- Adjustable ball bearing hinges

BODY FEATURES

- ½" ("C" rate) solid steel bodies
- Body reinforcing frame gives the appearance of 1" thick walls to discourage attack
- Optional adjustable shelves


- Custom sizes, interior options and high security features available
- Left swing door available



BLC3024



TEXTURED



Textured
Charcoal Gray

HARDWARE



Chrome



Model	Outside Dimension H x W x D	Door Clearance H x W	Body Thickness	Interior Capacity	Weight	Lock Type
BLC2018	21" x 19" x 16"	18½" x 16½"	½"	2.5 cu. ft.	370 lbs.	UL Group II
BLC3018	31" x 19" x 20"	28½" x 16½"	½"	5 cu. ft.	550 lbs.	UL Group II
BLC3024	31" x 25" x 24"	28½" x 22½"	½"	8.3 cu. ft.	740 lbs.	UL Group II
BLC4024	41" x 25" x 24"	38½" x 22½"	½"	11.11 cu. ft.	925 lbs.	UL Group II

BLB Series

Steel Container B-Rate Burglary - No Fire

DOOR FEATURES

- ½" ("B" Rate) steel pry resistant recessed door
- UL Listed Group II key changeable lock, with relock and the ability to have 1 million password combinations
- Additional spring loaded re-locking device, activated by a punching attack
- Locks and relocks protected by a large steel hardplate
- A handle activated locking mechanism consisting of (3) 1" chromed steel locking

- bolts. (5 bolts for BLB4024 models)
- Solid steel full length dead bar prevents door removal if hinges are removed during a forced entry attempt
- Adjustable ball bearing hinges

BODY FEATURES

- ¼" ("B" Rate) solid steel bodies
- Body reinforcing frame gives the appearance of 1" thick walls to discourage attack
- Optional adjustable shelves


- Custom sizes, interior options and high security features available
- Left swing door available



BLB2018



TEXTURED



Textured
Charcoal Gray

HARDWARE



Chrome



IMPORTANT:

- Shown with optional ESL10 lock

Model	Outside Dimension H x W x D	Door Clearance H x W	Body Thickness	Interior Capacity	Weight	Lock Type
BLB2018	20½" x 18½" x 15"	18" x 16"	4GA	2.5 cu. ft.	218 lbs.	UL Group II
BLB3018	30½" x 18½" x 19"	28" x 16"	4GA	5 cu. ft.	312 lbs.	UL Group II
BLB3024	30½" x 24½" x 23"	28" x 22"	4GA	8.3 cu. ft.	360 lbs.	UL Group II
BLB4024	40½" x 24½" x 23"	38" x 22"	4GA	11.11 cu. ft.	445 lbs.	UL Group II

CFX Series (TL-30x6)

UL TL30x6 Burglary 2 Hour Fire

FEATURES

- Underwriters Laboratories TL-30x6 rating
- Made in the USA
- All 6 sides of the safe are constructed with a defense barrier of inner and outer steel plates enclosing a unique interlocking heavy duty steel barrier, and filled with high strength concrete
- Filled with high strength concrete exceeding 9,000 psi combined with a high density high strength ceramic matrix.

- Filled fire barrier for a seamless protection in the body and door
- Impervious to burglary attacks attempted by the most sophisticated equipment utilized today
- Optional 3-way bolt work & glass relocker


FIRE PROTECTION

- Fire rating of 120 minutes at 1850°F



CFX452020

TEXTURED



Textured
Charcoal Gray

HARDWARE



Chrome



IMPORTANT:

- Add 2½" to outside depth for handle, dial and hinge projection.
- Optional 3-way boltwork available on the CFX line.
- Shown with optional Auxiliary Keylock

Model	Outside Dimension H x W x D	Door Clearance H x W	Body Thickness	Interior Capacity	Number of Shelves	Weight	Lock Type
CFX252016	31" x 26" x 25¼"	25" x 20"	3"	4.6 cu. ft.	1	1,433 lbs.	See pg. 73
CFX352020	41" x 26" x 29¼"	35" x 20"	3"	8.1 cu. ft.	2	1,946 lbs.	See pg. 73
CFX452020	51" x 26" x 29¼"	45" x 20"	3"	10.4 cu. ft.	3	2,343 lbs.	See pg. 73
CFX582820	64" x 34" x 29¼"	58" x 28"	3"	18.8 cu. ft.	4	3,418 lbs.	See pg. 73
CFX703620	76" x 42" x 29¼"	70" x 36"	3"	29.2 cu. ft.	4	4,578 lbs.	See pg. 73

CF Series (TL-30)

UL TL30 Burglary 2 Hour Fire

FEATURES

- Underwriters Laboratories TL-30 rating
- Made in the USA

DOOR

- Overall thickness of 6" and is constructed with a 3" defense barrier of outer and inner steel plates creating a single structure enclosing a unique high density fire and burglary resistant material to withstand the most sophisticated attacks
- Constructed with a defense barrier of inner and outer steel plates enclosing a unique interlocking heavy duty steel barrier and filled with high strength concrete
- Heavy duty pull handle standard on all CF models

BODY

- 3½" thick body, also enclosing a unique high density fire and burglary resistant material to withstand the most sophisticated attacks
- A reinforced drill resistant door frame protects the door and each individual bolt chamber from severe side attacks
- A proprietary inner barrier protects against peeling attacks
- High strength adjustable shelves

THREE-WAY BOLT WORK OPTION

- Safes can be equipped with a 3-way active bolt work mechanism engaging the bolts horizontally and vertically into the body of the safe (except model 1814)

HINGE

- Offers a vertical height adjustment and utilizes an oil impregnated bearing ensuring easy door operation

FIRE PROTECTION

- Fire rating of 120 minutes at 1850°F



CF1814



TEXTURED



Textured
Charcoal Gray

HARDWARE



Satin



IMPORTANT:

- Add 2½" to outside depth for handle, dial and hinge projection.
- Shown with optional lock
- ** Model CF1814 cannot be equipped with an auxiliary lock, 3-way boltwork, or glass re-lock mechanism. Left swing models: After model #, use suffix "L".

Model	Outside Dimension H x W x D	Door Clearance H x W	Body Thickness	Interior Capacity	Number of Shelves	Weight	Lock Type
CF1814**	25" x 21" x 21½"	18" x 14"	3½"	1.8 cu. ft.	1	758 lbs.	See pg. 72
CF2518	32" x 25" x 25½"	25" x 18"	3½"	4.2 cu. ft.	1	1,195 lbs.	See pg. 73
CF3524	42" x 31" x 29½"	35" x 24"	3½"	9.7 cu. ft.	2	1,908 lbs.	See pg. 73
CF4524	52" x 31" x 29½"	45" x 24"	3½"	12.5 cu. ft.	3	2,311 lbs.	See pg. 73
CF5524	62" x 31" x 29½"	55" x 24"	3½"	15.3 cu. ft.	3	2,679 lbs.	See pg. 73
CF6528	72" x 35" x 29½"	65" x 28"	3½"	21.1 cu. ft.	4	3,359 lbs.	See pg. 73
CF7236	79" x 43" x 32½"	72" x 36"	3½"	34.5 cu. ft.	4	4,426 lbs.	See pg. 73

CE Series (TL-15)

UL TL15 Burglary 2 Hour Fire

FEATURES

- Underwriters Laboratories TL-15 rating
- Made in the USA

DOOR

- Overall thickness of 6" and is constructed with a 3" defense barrier of outer and inner steel plates creating a single structure enclosing a unique high density fire and burglary resistant material to withstand the most sophisticated attacks
- Defense barrier houses a proprietary amalgamation of nuggets and steel fibers to withstand concentrated attacks with the most sophisticated equipment commonly used by burglars today
- Heavy duty pull handle standard on all CE models

BODY

- 3½" thick body, also enclosing a unique high density fire and burglary resistant material to withstand the most sophisticated attacks
- A reinforced drill resistant door frame protects the door and each individual bolt chamber from severe side attacks
- A proprietary inner barrier protects against peeling attacks
- High strength adjustable shelves

THREE-WAY BOLT WORK OPTION

- Safes can be equipped with a 3-way active bolt work mechanism engaging the bolts horizontally and vertically into the body of the safe (except model 1814)

HINGE

- Offers a vertical height adjustment and utilizes an oil impregnated bearing ensuring easy door operation

FIRE PROTECTION


- Fire rating of 120 minutes at 1850°F



CE2518



TEXTURED



Textured
Charcoal Gray

HARDWARE



Chrome



IMPORTANT:

- Add 2½" to outside depth for handle, dial and hinge projection.
- ** Model CE1814 cannot be equipped with an auxiliary lock, 3-way bolt work, or glass relock mechanism. Left swing models: After model #, use suffix "L".

Model	Outside Dimension H x W x D	Door Clearance H x W	Body Thickness	Interior Capacity	Number of Shelves	Weight	Lock Type
CE1814**	25" x 21" x 21½"	18" x 14"	3½"	1.8 cu. ft.	1	710 lbs.	See pg. 72
CE2518	32" x 25" x 25½"	25" x 18"	3½"	4.2 cu. ft.	1	1,105 lbs.	See pg. 72
CE3524	42" x 31" x 29½"	35" x 24"	3½"	9.7 cu. ft.	2	1,674 lbs.	See pg. 72
CE4524	52" x 31" x 29½"	45" x 24"	3½"	12.5 cu. ft.	3	2,200 lbs.	See pg. 72
CE5524	62" x 31" x 29½"	55" x 24"	3½"	15.3 cu. ft.	3	2,343 lbs.	See pg. 72
CE6528	72" x 35" x 29½"	65" x 28"	3½"	21.1 cu. ft.	4	3,153 lbs.	See pg. 72
CE7236	79" x 43" x 32½"	72" x 36"	3½"	34.5 cu. ft.	4	3,880 lbs.	See pg. 72

DXE Series (TL-15)

UL TL15 Burglary Steel Plate - No Fire

FEATURES

- Underwriters Laboratories TL-15 rating
- Made in the USA

BODY

- All external seams are continuously welded
- Shelf strips installed allowing shelf adjustment. Shelves optional

DOOR

- ½" high strength steel plate door

SECURITY

- Single auxiliary spring loaded re-locking device, activated by a punching attack
- Locks and re-locks protected by a patented active hardplate
- A handle activated locking mechanism consisting of (2-6) 1" chromed steel locking bolts
- Accepting custom orders from 12" to 88" high with widths of 14" to 41"
- Solid steel dead bar prevents door removal if hinges are removed during a forced entry attempt

- Compact locking mechanism and boltwork cover allow for optional door mounted coin racks


HINGE

- Fabricated from high strength steel with precision machined alloy dowel pins, adding strength
- Vertical height adjustment
- Oil impregnated bronze bearing hinges



DXE1818

TEXTURED



Textured
Charcoal Gray



Model	Outside Dimension H x W x D	Door Clearance H x W	Body Thickness	Interior Capacity	Weight	Lock Type
DXE1414	15½" x 15½" x 16¼"	13½" x 13¼"	½"	1.46 cu. ft.	240 lbs.	See pg. 73
DXE1818	19½" x 19½" x 16¼"	17½" x 16¾"	½"	2.37 cu. ft.	325 lbs.	See pg. 73
DXE2020	21½" x 21½" x 24¼"	19½" x 18¾"	½"	4.86 cu. ft.	464 lbs.	See pg. 73
DXE2420	25½" x 21½" x 24¼"	23½" x 18¾"	½"	5.81 cu. ft.	513 lbs.	See pg. 73
DXE2424XD	25½" x 25½" x 28¼"	23½" x 18¾"	½"	8.33 cu. ft.	635 lbs.	See pg. 73
DXE3018XD	31½" x 19½" x 24¼"	29½" x 16¾"	½"	6.53 cu. ft.	574 lbs.	See pg. 73
DXE3024	31½" x 25½" x 24¼"	29½" x 16¾"	½"	8.65 cu. ft.	673 lbs.	See pg. 73
DXE3030	31½" x 31½" x 24¼"	29½" x 28¾"	½"	10.76 cu. ft.	770 lbs.	See pg. 73
DXE4024	41½" x 25½" x 24¼"	39½" x 22¾"	½"	11.48 cu. ft.	821 lbs.	See pg. 73
DXE4524	46½" x 25½" x 24¼"	44½" x 22¾"	½"	12.90 cu. ft.	897 lbs.	See pg. 73
DXE5030	51½" x 31½" x 24¼"	49½" x 28¾"	½"	17.82 cu. ft.	1,103 lbs.	See pg. 73
DXE5224	53½" x 25½" x 24¼"	51½" x 22¾"	½"	14.88 cu. ft.	1,100 lbs.	See pg. 73
DXE6030	61½" x 31½" x 24¼"	59½" x 28¾"	½"	21.35 cu. ft.	1,274 lbs.	See pg. 73
DXE7234	73½" x 35½" x 30¼"	71½" x 32¾"	½"	37.63 cu. ft.	1,775 lbs.	See pg. 73

ACF Series (TL-30)

UL TL30 Burglary Plate - 2 Hour Fire

FEATURES

- Underwriters Laboratories TL-30 rating
- Fire rating of 120 minutes at 1800°F
- Made in the USA

DOOR

- 5½" thick door constructed of outer and inner steel plates enclosing a high density proprietary composite material

BODY

- Body constructed of inner and outer steel plates enclosing a high density proprietary composite material
- Door and inner jamb surrounded by thick solid steel bars

SECURITY

- Single auxiliary spring-loaded relocking device, activated by a punching attack

- Locks and relocks protected by a large proprietary drill shattering active hardplate
- A handle activated locking mechanism consisting of two to (6) 1" diameter chromed steel locking bolts
- Accepting custom orders from 12" to 88" high with widths of 24½" to 41"
- Solid steel dead bars prevent door removal if hinges are removed during a forced entry attempt
- Compact locking mechanism allows for optional door mounted coin racks

HINGE

- Ball bearing hinges fabricated from high strength steel
- Precision machined alloy dowel pins

- Oil impregnated bronze bearing assures easy opening doors and reduced maintenance
- Vertical height adjustment

OPTIONS

- Coin racks
- Managers lockers
- Interior lockers
- Interior drawers
- Adjustable shelves
- Anchor bolt assembly
- Left swing door
- Internal rotary hopper
- Internal deposit slot
- Internal deposit chutes
- Hidden compartments



ACF4024



ACF4824DS



TEXTURED



Textured
Charcoal Gray

HARDWARE



Chrome



IMPORTANT:

- Shown with optional electronic lock

Model	Outside Dimension H x W x D	Door Clearance H x W	Body Thickness	Interior Capacity	Weight	Lock Type
ACF2020	26¾" x 26½" x 29"	19" x 18¾"	3¼"	4.63 cu. ft.	1,069 lbs.	See pg. 71
ACF2020XD	26¾" x 26½" x 33"	19" x 18¾"	3¼"	5.55 cu. ft.	1,170 lbs.	See pg. 71
ACF3020	36¾" x 26½" x 29"	29" x 18¾"	3¼"	6.94 cu. ft.	1,369 lbs.	See pg. 71
ACF3020XD	36¾" x 26½" x 33"	29" x 18¾"	3¼"	8.33 cu. ft.	1,492 lbs.	See pg. 71
ACF4024	46¾" x 30½" x 29"	39" x 22¾"	3¼"	11.11 cu. ft.	1,849 lbs.	See pg. 71
ACF4024XD	46¾" x 30½" x 33"	39" x 22¾"	3¼"	13.33 cu. ft.	2,003 lbs.	See pg. 71
ACF5024	56¾" x 30½" x 29"	49" x 22¾"	3¼"	13.88 cu. ft.	2,176 lbs.	See pg. 71
ACF5024XD	56¾" x 30½" x 33"	49" x 22¾"	3¼"	16.66 cu. ft.	2,351 lbs.	See pg. 71
ACF6030	66¾" x 36½" x 29"	59" x 28¾"	3¼"	20.83 cu. ft.	2,847 lbs.	See pg. 71
ACF6030XD	66¾" x 36½" x 35"	59" x 28¾"	3¼"	27.08 cu. ft.	3,162 lbs.	See pg. 71
ACF4824DS	47¾" x 24½" x 26"	TOP: 25" x 16¾" BTM: 13" x 16¾"	3¼"	3.79 cu. ft. 2.48 cu. ft.	1,746 lbs.	Group 2M Combination Lock Both Doors & AUX Key Lock Bottom Compartment

ACE Series (TL-15)

UL TL15 Burglary 2 Hour Fire

FEATURES

- Underwriters Laboratories TL-15 rating
- Fire rating of 120 minutes at 1800°F
- Made in the USA

DOOR

- 5½" thick door constructed of outer and inner steel plates enclosing a high density proprietary composite material

BODY

- Body constructed of inner and outer steel plates enclosing a high density proprietary composite material
- Door and inner jamb surrounded by thick solid steel bars

SECURITY

- Single auxiliary spring-loaded reloading device, activated by a punching attack

- Locks and relocks protected by a large proprietary drill shattering active hardplate
- A handle activated locking mechanism consisting of two to (6) 1" diameter chromed steel locking bolts
- Accepting custom orders from 12" to 88" high with widths of 24½" to 41"
- Solid steel dead bars prevent door removal if hinges are removed during a forced entry attempt
- Compact locking mechanism allows for optional door mounted coin racks

HINGE

- Ball bearing hinges fabricated from high strength steel
- Precision machined alloy dowel pins

- Oil impregnated bronze bearing assures easy opening doors and reduced maintenance
- Vertical height adjustment

OPTIONS

- Coin racks
- Managers lockers
- Interior lockers
- Interior drawers
- Adjustable shelves
- Anchor bolt assembly
- Left swing door
- Internal rotary hopper
- Internal deposit slot
- Internal deposit chutes
- Hidden compartments



ACE Custom Safe shown

TEXTURED



Textured
Charcoal Gray

HARDWARE



Chrome



Model	Outside Dimension H x W x D	Door Clearance H x W	Body Thickness	Interior Capacity	Weight	Lock Type
ACE2020	26¾" x 26½" x 29"	19" x 18¾"	3¼"	4.63 cu. ft.	1,069 lbs.	See pg. 71
ACE2020XD	26¾" x 26½" x 33"	19" x 18¾"	3¼"	5.55 cu. ft.	1,170 lbs.	See pg. 71
ACE3020	36¾" x 26½" x 29"	29" x 18¾"	3¼"	6.94 cu. ft.	1,369 lbs.	See pg. 71
ACE3020XD	36¾" x 26½" x 33"	29" x 18¾"	3¼"	8.33 cu. ft.	1,492 lbs.	See pg. 71
ACE4024	46¾" x 30½" x 29"	39" x 22¾"	3¼"	11.11 cu. ft.	1,849 lbs.	See pg. 71
ACE4024XD	46¾" x 30½" x 33"	39" x 22¾"	3¼"	13.33 cu. ft.	2,003 lbs.	See pg. 71
ACE5024	56¾" x 30½" x 29"	49" x 22¾"	3¼"	13.88 cu. ft.	2,176 lbs.	See pg. 71
ACE5024XD	56¾" x 30½" x 33"	49" x 22¾"	3¼"	16.66 cu. ft.	2,351 lbs.	See pg. 71
ACE6030	66¾" x 36½" x 29"	59" x 28¾"	3¼"	20.83 cu. ft.	2,847 lbs.	See pg. 71
ACE6030XD	66¾" x 36½" x 35"	59" x 28¾"	3¼"	27.08 cu. ft.	3,162 lbs.	See pg. 71

Floor Safe Series

Heavy Steel B-Rate Burglary

FEATURES

- Attractive design offers strong reliable welds to protect against burglary attacks and reduce possible leakage
- An additional spring-loaded reloading device, activated by a punching attack
- Lock and relocks are protected by a large hardplate
- Handle activated locking mechanism consisting of (3) 1" diameter locking bolts. Each bolt is drive resistant, chromed steel

with a long throw

- 1 piece heavy duty dead bar behind hinge prevents removal of door even if hinges are removed during a forced entry attempt

BODY


- Oversize floor plate ensures strong installation in concrete
- Flush cover plate
- Solid steel hinge mechanism using $\frac{3}{8}$ " diameter steel hinge pins and internal mounting bolts

- Door jamb design is manufactured with state-of-the-art equipment, with built-in devices offering the ultimate protection against sledgehammer attack
- Doors are removable and interchangeable
- 1 sliding shelf with double wide model (B3700)
- Attractive carpeted floor in every unit



B2200

TEXTURED



Textured
Charcoal Gray

IMPORTANT:

* Constructed of $\frac{3}{4}$ " door and B-Rate body.

Model	Outside Dimension H"x W" x D	Door Clearance H x W	Body Thickness	Interior Capacity	Weight	Lock Type
B1500*	12 $\frac{3}{4}$ " x 14 $\frac{1}{8}$ " x 11 $\frac{3}{4}$ "	10 $\frac{3}{4}$ " x 11 $\frac{1}{8}$ "	4GA	0.79 cu. ft.	102 lbs.	Combo Lock
B2200*	12 $\frac{3}{4}$ " x 14 $\frac{1}{8}$ " x 17"	10 $\frac{3}{4}$ " x 11 $\frac{1}{8}$ "	4GA	1.27 cu. ft.	118 lbs.	Combo Lock
B2900*	12 $\frac{3}{4}$ " x 14 $\frac{1}{8}$ " x 21 $\frac{3}{8}$ "	10 $\frac{3}{4}$ " x 11 $\frac{1}{8}$ "	4GA	1.66 cu. ft.	134 lbs.	Combo Lock
B3700*	12 $\frac{3}{4}$ " x 24" x 16 $\frac{3}{4}$ "	10 $\frac{3}{4}$ " x 11 $\frac{1}{8}$ "	7GA	2.19 cu. ft.	145 lbs.	Combo Lock
B5800*	12 $\frac{1}{2}$ " x 36" x 16 $\frac{3}{4}$ "	10 $\frac{3}{4}$ " x 11 $\frac{1}{8}$ "	7GA	3.33 cu. ft.	185 lbs.	Combo Lock

TB & K1 Series

Steel Container w/Slot B-Rate Burglary

TB SERIES FEATURES

- Solid steel construction
- Full width deposit slot over door equipped with an "anti-fish" saw tooth baffle to guard against pilferage or fishing
- Heavy-duty piano hinges
- Available with 4 different lock options to fit your specialized security requirements
- Units can be bolted together utilizing bolt holes
- Interchangeable doors allow flexible means of changing locking mechanisms without replacing the entire unit
- 2 anchor holes provided on all 4 sides

LOCK OPTIONS

- Single key camlock equipped with 2 keys. (Lock option -1)
- Chicago 7 pin radial key camlock, equipped with 2 keys. (Lock option 1T)
- Medeco® UL Listed high security single key camlock supplied with 2 keys. Medeco's restricted keyways protect against unauthorized key duplication. (Lock option-2)
- Best removable core key lock supplied without core. A removable core system lets you change the combination of any lock in seconds and can easily expand to include new facilities. Supplied without core. (Lock option -7, without core)

K1 MODEL FEATURES

- Full width slot over door
- A saw tooth baffle guards against pilferage or fishing
- Your choice of a single key Medeco® lock (K-1), or a Chicago single key lock (K-1A)
- "B" Rate steel construction
- May be installed vertically or horizontally
- May be mounted on or under counter as space permits
- Durable, impact resistant textured finish



TB0610-1T

TEXTURED



Textured
Black



K1

Model	Outside Dimension H x W x D	Door Clearance H x W	Body Thickness	Interior Capacity	Weight	Lock Type
TB0610-1	6" x 6" x 10"	5 7/8" x 5"	16GA	0.16 cu. ft.	8 lbs.	Single-Key Camlock
TB0610-1T	6" x 6" x 10"	5 7/8" x 5"	16GA	0.16 cu. ft.	8 lbs.	Chicago 7-Pin Radial Key Camlock
TB0610-2	6" x 6" x 10"	5 7/8" x 5"	16GA	0.16 cu. ft.	8 lbs.	Medeco Single-Key Camlock
K1-A	6" x 6" x 12"	3 3/16" x 5"	9GA	0.19 cu. ft.	16 lbs.	Chicago Single Key Lock
K1	6" x 6" x 12"	3 3/16" x 5"	9GA	0.19 cu. ft.	16 lbs.	Medeco Single-Key Lock

NARCO Series

ESLAudit II (1-40 Users)

Records 5000 Audit History

B-Rate Burglary

NARCO3824 FEATURES

- (1) ½" thick outer door with a three-way locking system
- B-rated burglar-resistive classification
- Three-way locking mechanism with (5) 1" diameter locking bolts
- (4) ⅝" dia. anchor holes
- Specially designed base to match perfectly with current fixtures
- In-door shelves for liquids
- All drawers are adjustable to match your needs
- Designed to easily replace a standard wooden pharmacy cabinet
- 6 roll-out trays with 4 full width & depth adjustable dividers
- Lock status Time Delay Indicator box with 50 ft. cable
- Pharmacy white paint finish
- AC power standard

TEXTURED



Textured White

HARDWARE



Chrome



NARCO3824

Model	Outside Dimension H x W x D	Door Clearance H x W	Body Thickness	Interior Capacity	Weight	Lock Type
NARCO3824	38" x 24" x 23"	30¼" x 20¼"	11GA	9.33 cu. ft.	438 lbs.	ESLAudit II

NARCO Series (continued)

NARCO3839 FEATURES

- False bottom to make a flat surface, great for liquids
- Doors only have to open 110° for drawers to be pulled out, ideal for when it's located between 2 pharmacists
- Handles and lock mounted higher to reduce stooping
- 2 outer doors made of solid ¼" steel with 4 heavy duty hinges and a 3-way locking system
- Designed to easily replace a standard wooden pharmacy cabinet
- 10 roll out trays
- Lock status Time Delay Indicator box with 10 ft. cable

- B-rated burglar-resistive classification
- Single auxiliary spring loaded re-lock device, activated by a punch attack
- Heavy-duty 3-point locking mechanism
- Cabinet mounted directly onto the floor with 4 anchor holes
- Warning label included
- AC power standard

NARCO8336 FEATURES

- Windows to increase productivity
- 4 outer doors made of polycarbonate and ¼" steel with a 3-way locking system
- Designed to easily replace a standard wooden pharmacy cabinet
- 24 shelves
- Shelves are adjustable up and down

- Lock status time delay Indicator box with 50 ft. cable
- B-rated burglar-resistive classification
- Single auxiliary spring loaded relock device, activated by a punch attack
- Heavy-duty 3-point locking mechanism
- Cabinet mounted directly onto the floor with 16 anchor holes – 4 top, bottom, and side drilled
- Warning label included
- 2 piece design for easy installation
- AC power standard



TEXTURED



Textured White

HARDWARE



Chrome

NARCO3839



NARCO8336

Model	Outside Dimension H x W x D	Door Clearance H x W	Body Thickness	Interior Capacity	Weight	Lock Type
NARCO3839	38" x 39" x 22"	34¼" x 16¾"	11GA	16.13 cu. ft.	500 lbs.	ESLAudit II
NARCO8336	83" x 36" x 15¾"	37¾" x 14¾"	11GA	10.94 cu. ft.	680 lbs.	ESLAudit II

Accessories



Stor-It Cabinets

2-DRAWER FEATURES

- Top drawer includes a 7 compartment ring organizer and two 6 compartment jewelry organizers
- Bottom drawer can be used for bulky items or converts to a file drawer
- Outside dimensions: 16 $\frac{5}{8}$ " H x 15 $\frac{7}{8}$ " W x 14 $\frac{3}{16}$ " D
- Weight: 34 lbs.

4-DRAWER FEATURES

- Drawer 1 features four (4) 5 compartment jewelry organizers
- Drawer 2 features a 15 compartment ring organizer.
- Drawer 3 features 5 necklace organizers
- Drawer 4 can be used for storage for bulky items.
- Outside dimensions: 16 $\frac{5}{8}$ " H x 15 $\frac{7}{8}$ " W x 14 $\frac{3}{16}$ " D
- Weight: 39 lbs.

Stor-It Cabinets will slide into the following safe models without modification:

- BFX7250, BFII7250, BF1716, BF3416
- CE2518, CE3524, CE4524, CE5524, CE6528
- CF2518, CF3524, CF4524, CF5524, CF6528, CF7236

Stor-It Cabinets may be used with the following safe models, but require custom interior at time of purchase:

- BFX7240, BFX6636, BFX6030, BFII7240, BFII6636, BFII6030



2-Drawer



4-Drawer

Light Kits

8" COMPACT LIGHT KIT

Provides greater visibility inside smaller American Security® safes. Features (2) 8" light strips with high-intensity white LED lights and activation motion sensor. The lights turn off 30 seconds after motion has stopped. This light kit can be installed on any American Security safe. Includes battery pack. Retrofit Only.

48" LED LIGHT KIT

Has (2) 48" light strips with high-intensity white LED lights and a motion sensor activation. The lights turn off 30 seconds after motion has stopped. This light kit can be installed on most American Security safes and is also available as a retrofit kit.



8" Light Kit



48" Light Kit

Jewelry Drawers



SMALL DRAWER

- Velvet lined jewelry drawer that can installed on top or underneath most shelves
- Measurements: 3¾" H x 7" W x 11⅝" D

LARGE DRAWER

- Velvet lined jewelry drawer that can installed on top or underneath most shelves
- Measurements: 3¾" H x 10" W x 13½" D



Jewelry Drawer - Small



Jewelry Drawer - Large

Miscellaneous Accessories

.50 CALIBER HANDLE

5-spoke handle. Available in black nickel only

POWER STRIP

3 outlet power strip with 2 USB ports

DEHUMIDIFIER

Maintains humidity in safe to prevent must and mildew

SAFE CLOAK

Instantly disguise the front of your gun safe with American Security's Safe Cloak. Available in 5 different sizes, the Safe Cloak fits over your gun safe to instantly disguise it as a wood cabinet. Strong magnets and a sewn-in PVC board at the top easily and securely hold the cloak in place. The thermal-transfer, four-color wood-cabinet print is so good, it will fool not only passersby, but guests as well



Dehumidifier



.50 Caliber Handle



3-Outlet Power Strip



Safe Cloak

Interior Drawers/Lockers

INTERIOR DRAWERS


All drawers are commercial quality, heavy steel construction. Available in letter and legal document sizes. Each is furnished with handle and key lock. All drawer capacities are 100 lbs. and come with a heavy duty latch removable ball bearing suspension. Key lock is optional



Interior Drawers

INTERIOR LOCKERS

Offers a wide variety of standard interior locker compartments to fit your needs. Standard lockers are constructed of 11 gauge or 1/4" solid steel. Options include slotted doors, combination locks and high security key locks



Interior Lockers


INTERIOR/EXTERIOR HOPPER

Available in 3 different package sizes ranging from 5 3/4" D x 3 1/2" W x 8 3/4" L to 7" D x 4 1/2" W x 10 3/4" L

Hoppers can be installed on the interior or exterior of plate or composite safes




Exterior Hopper



Interior Hopper

Locks



A History of AMSEC'S Locks

We at AMSEC have been making safes since 1946. From a small shop in Paramount, California, we've grown to become a premier provider of security safes. We didn't become an industry leader by accident. It happened through hard work, determination and by building superior safes and innovating products based on our customers' needs.

We were the first company to recognize the need for high-reliability, high-security electronic locks. In 1989, AMSEC introduced the KPL100, which was the first electronic lock that could be retrofitted onto standard high-security safes. Originally designed for residential use, the KPL100 found wide-spread appeal in the commercial market as

business owners found the electronic lock's speedy opening and its inherent auto-locking feature to be an extraordinary advance in asset protection.

When business owners wanted a better way to manage their loss-prevention activities, we designed a more sophisticated electronic access control lock to meet their needs. We implemented innovative features, such as time delay, time lock, dual control and audit trails with multiple users with unique identities. In 1997, we released our first full-featured access control system — the AMSEC Access Manager.

In 1998, AMSEC released the ESL10. To this day, the ESL10 is still recognized as the most reliable electronic lock in the industry.

In 2016, we introduced the industry's most sophisticated access control system with complete Internet connectivity — the SafeWizard II.

We know that we are at our best when we listen to our customers. This is why AMSEC offers the most reliable and complete line of electronic locks and access-control systems available.



ESL10



CashWizard II



Spyproof Dial

AMSEC Electronic Lock Comparison Chart



	ESL5	ESL5LP	ESL10	ESL20	ESLAudit II	SafeWizard II®
Keypad Housing	Round Backlit	N/A	Round	Round	Vertical Rectangle	Horizontal Rectangle
UL Listed	UL Type 1	UL Type 1	UL Type 1	UL Type 1	UL Type 1	N/A
Number of Users	1	1	1	1 Master, 8 users, 1 Armored Car	40 Multiple User Opts. Reg. Mgr., Mgr. & Std. Users	500 Multiple User Opts. Reg. Mgr., Mgr. & Std. Users
Time Delay Override	No	No	No	Yes	Yes	Yes
Safe Doors	1	1	1	1	4	12
Power Source	(1) 9V No A/C Opt	(1) 9V No A/C Opt	(2) 9V No A/C Opt	(2) 9V No A/C Opt	(2) 9V A/C Opt	AC w/ Battery Back-up
Combination (# of digits)	6	6	6	6	Key + 6 Digits 8 if Keypad only	Key + 6 Digits 8 if Keypad only
Wrong Try Lock Out (time)	Yes (15 min.)	Yes (15 min.)	Yes (15 min.)	Yes (15 min.)	Yes- 4 attempts (15 min.)	Settable (user only)
Dual Mode	N/A	N/A	N/A	Yes	Yes	Yes
Time Delay	N/A	N/A	N/A	1-99 min.	1-99 min.	1-99 min.
Time Delay Open Input Window (time/by user)	N/A	N/A	N/A	1-9 min.	1-99 min.	1-99 min.
Time Lock (periods) *(variable)	N/A	N/A	N/A	N/A	(4) (*) Software set	(6) (*)
Duress	N/A	N/A	N/A	N/A	Opt	STD
Audit Trail (# of events)	N/A	N/A	N/A	N/A	Yes 5000 Time & Date Software Viewed	Yes 120,000 w/500 Backup Time & Date
PC Software Audit Records	N/A	N/A	N/A	N/A	(Opt.)	CLOUD (Opt.)
Alarm Interface	N/A	N/A	N/A	N/A	(Opt.)	Yes
Auto Lock	Yes	Yes	Yes	Yes	Yes	Yes
Bolt Options	Swing	Swing	Standard/ Slam	Standard/Slam	Swing/Toggle	Swing/Toggle

AMSEC Electronic Locks



ESL5



ESL5LP



ESL10



SafeWizard II



ESL20



ESLAudit II

AMSEC Mechanical Locks

UL LISTED GROUP 2 MECHANICAL COMBINATION SAFE LOCK KIT

Mechanical combination safe locks have been around for over 100 years and are very secure and reliable. With the proper care and service, the American Security mechanical combination safe lock will last a long time

- Three brass and aluminum combination wheels provide 1,000,000 theoretical combinations
- Dual brass locking cams prevent wheel slippage
- Solid brass locking bolt and zinc drop lever
- Four-way brass drive cam allows mounting RH, LH, VU or VD

- Internal spring-loaded brass relock trigger guards against punch attacks
- Standard mounting footprint matches most mechanical and electronic safe locks
- Large front-read convertible dial and ring
- Both dial and ring are die cast with black finish and white letters
- A solid, machined brass spindle – 4 7/8"
- Can be converted to a key-locking dial with a disc tumbler key cylinder and two keys (shown at below)
- Comes standard with an attractive self-stick solid dial insert or a key-locking dial insert

SAFE LOCK KIT INCLUDES

- UL Listed Group 2 mechanical safe lock
- Large front-read convertible dial & ring, BW finish
- Non-key-locking dial insert
- Key-locking dial insert
- Key cylinder and two keys
- Package mounting hardware and 2 spline keys
- Combination change key
- Durable packaging and foam inserts protect contents from shipping damage



SPYPROOF KEY LOCKING DIAL

Restricts unauthorized viewing while dialing the combination, as well as providing dual custody control.



KEY LOCKING FRONT READ DIAL

Key is used to lock dial in a fixed position and affords dual custody control. Manager has the combination, collector has the key. Both must be present to unlock the safe.




FRONT READ DIAL

Safes equipped with Time Locks offer the capability of locking the safe for a pre-selected period of time. Time periods range from one hour to 144 hours (6 full days).



SPYPROOF DIAL


Restricts unauthorized viewing while dialing combination. Also available with key locking feature.



UL LISTED HIGH SECURITY KEY LOCK

European style 9-lever changeable key lock offers exceptional security features for use on inner locker or outer safe doors.

TWO PERSONS REQUIRED
TO UNLOCK THIS SAFE
— — — — —
ONE HAS COMBINATION ONLY
ONE HAS DIAL KEY ONLY




Partner Electronic Lock Comparison Chart



	SARGENT & GREENLEAF		KABA		
	6123	6126	AuditCon 52	AuditCon 252	AuditCon 552
Keypad Housing	Round	Round	Round, Vertical	Round, Vertical	Round, Vertical
UL Listed	UL Type 1	UL Type 1	UL Type 1	UL Type 1	UL Type 1
Number of Users	5	1 Programmer, 3 Manager, 6 Super User, 20 User	2	20	99
Time Delay Override	Yes	Yes	No	Yes	Yes
Safe Doors	1	1	1	1	1
Power Source	(2) 9V	(2) 9V	Self Generating /Battery	Self Generating	Self Generating
Combination (# of digits)	6	6	6	8	8
Wrong Try Lock Out (time)	4 (15 min)	5 (10 min)	Yes (3 min)	Yes (3 min)	Yes (3 min)
Dual Mode	Yes	Yes	Yes	Yes	Yes
Time Delay	1-99 min.	1-99 min.	Yes (Order Model T-52)	Yes	Yes
Time Delay Open Input Window (time/by user)	2-9 min.	1-10 min.	No	No	No
Time Lock (periods)*(variable)	N/A	N/A	N/A	N/A	N/A
Duress	Opt	Opt	Opt	Opt	Opt
Audit Trail (# of events)	N/A	Yes, 400 Time & Date	No	Yes 100	Yes 400 Time & Date
PC Software Audit Records	No	(Opt) Audit Only	No	Yes (Opt) 100	Yes (Opt) 400
Alarm Interface	No	Yes	No	Yes (Opt)	Yes (Opt)
Auto Lock	Yes	Yes	Yes	Yes	Yes
Bolt Options	Standard Motor	Standard Motor	Slide/ Standard	Slide/ Standard	Slide/ Standard



Fire Ratings



1850°

U.L. 350° F - 2 HOUR
FIRE ENDURANCE TEST

1700°

U.L. 350° F - 1 HOUR
FIRE ENDURANCE TEST

1200°


AVERAGE HOUSE FIRE

450°

PAPER CHARS

350°

INTERIOR TEMPERATURE



Fire Ratings

When it comes to fire protection nobody does it better than American Security! We've developed high security safes that earned the stringent Underwriters Laboratories UL half-hr., 1 hr. and 2 hr. fire endurance classifications and have tested and certified a 30 min., 45 min., 60 min., 90 min., and 120 min. series gun safes with Intertek ETL, the industry's leading independent laboratory for gun safe fire testing. When comparing fire ratings it is important to understand the following:

- Be sure to weigh reports from independent laboratories against unverified factory testing.
- Consumers looking for real fire protection should consider a safe that has been tested and certified by either Underwriters Laboratories (UL) or Intertek Laboratories (ETL).
- Verify the fire curve. Did the furnace hold its specified temperature early on in the test or ramp up near the end? A true 2-hr. fire test should show that within 8 minutes, the furnace temperature was raised to 1200°F, and that temperature was maintained for the remainder of the two-hour test.
- What type of door seals does the product offer? The best seal is a Palusol™ Intrumenscent door seal that expands to 7 times its size when temperatures reach 212° F, sealing off both heat and smoke. Some top end products use dual seals utilizing a silicone seal as first defense protecting the safe until the Palusol™ seal performs its task.

Fire causes over 100 billion in property damages every year in the US. The National Fire Protection Agency NFPA also reported that one home structure fire happens every 85 seconds. With alarming facts as these make sure you make the right choice.

The Best: Fire safes that are constructed with inner and outer steel plates enclosing a poured fire insulating material creating a seamless fire barrier. These safes offer superior fire protection and have been tested by either Underwriters Laboratories (UL rating) or Intertek (ETL).

Better: Fire safes are constructed with 2 to 4 assorted layers of fire-resistant gypsum board positioned throughout the interior body and door. These safes should be tested and verified by Intertek (ETL).

Good: Fire safes are constructed with 1 to 2 assorted layers of gypsum board positioned throughout the interior body and door. They typically offer a manufacturers independent fire rating.

FIRE ENDURANCE TEST

After heat sensors and paper are placed inside the safe, the unit is locked and exposed to a uniformly distributed fire. The furnace is regulated to reach a maximum temperature of 1700°F for a period of one hour, or 1850°F for two hours, then allowed to cool without opening the furnace. The interior temperature is recorded throughout the test and during the cooling period until a definite drop is shown and must never exceed 350°F.

Once cooled, the unit is opened and examined for usability. The units locking mechanisms and parts fastenings are examined for security and the interior examined for visible evidence of undue heat transmission.

EXPLOSION HAZARD TEST

The safe is locked and placed into a furnace preheated to 2000°F. This temperature is maintained for 30 minutes (2 hour test is 45 minutes) and if no explosion results, the unit is allowed to cool without opening the furnace doors. Once cooled, the unit is opened and examined for usability. The units locking mechanisms and parts fastenings are examined for security and the interior examined for visible evidence of undue heat transmission.

FIRE IMPACT TEST (MANUFACTURER'S OPTION)

After the explosion hazard test, the safe is removed from the furnace and within two minutes is dropped 30' onto a riprap of brick on a heavy concrete base. After impact, the unit is examined for deformation, rupture of parts, damaged insulation and any other openings into the interior of the unit. Once cooled, the unit is inverted and reheated to 1550°F for a period of 30 min. (2 hour test: 45 min. at 1638°F).

Once cooled, the unit is opened and examined for usability. The units locking mechanisms and parts fastenings are examined for security and the interior examined for visible evidence of undue heat transmission.



UL FIRE RATING EXPLAINED

UL Label/Class 350°F 1-hour and Class 350°F 2-hour. The safe will maintain an interior temperature less than 350°F when exposed to fire for a period of one hour at 1700°F or for a period of two hours at 1850°F. Safe must successfully undergo all other requirements for the Fire Endurance Test, Explosion Hazard Test and the Fire Impact Test.



ETL FIRE RATING EXPLAINED

ETL Testing Laboratories has been conducting performance and reliability tests since 1896. They are an internationally recognized with Labs in over 14 countries. Today Intertek ETL is the industry's leading independent laboratory for gun safe fire testing.

When analyzing the fire performance of competitive gun safes, be sure to weigh reports from independent laboratories against unverified factory testing.

Intertek

Fire Ratings (continued)



30 MINUTE RATING EXPLAINED

FACTORY TESTING CONFIRMS THAT AMERICAN SECURITY'S TF® GUN SAFES HAVE SUPERIOR FIRE PROTECTION FOR 30 MIN. AT 1,200°F.

American Security's TF Gun Safes are constructed 2 to 3 assorted layers of gypsum board positioned throughout the interior body and door.

During fire testing, we kept our TF Gun Safes in a test oven for 30 minutes. Within 8 minutes, the furnace temperature was raised to 1200° F, and that temperature was maintained for the remainder of the 30 minute test. This method is consistent with the UL-72 fire test. Typical house fires only reach temperatures of 1100° F. A safe is considered to have failed this test if temperatures exceed 350°F anywhere in the safe. Our safe passed the test as internal temperatures never exceeded 350° F during the 30 minute of testing. Paper typically starts to ignite at 450° F.

60 MINUTE RATING EXPLAINED

ETL-INTERTEK LABORATORY TESTING CONFIRMS THAT AMERICAN SECURITY'S SF® GUN SAFES HAVE SUPERIOR FIRE PROTECTION FOR 60 MINUTES AT 1200°F.

American Security safes that receive a 60-minute fire rating, like the SF series of gun safes, are safes that have been tested and certified to meet or exceed performance metrics at a temperature of 1200°F for at least 60 minutes. This superior fire protection was confirmed at ETL-Intertek, the industry's leading independent laboratory for gun safe fire testing. When analyzing the fire performance of competitive safes, be sure to weigh reports from independent laboratories against unverified factory testing or untested claims.

During fire testing, ETL-Intertek kept our BF Gun Safes in their test oven for two hours. Within 8 minutes, the furnace temperature was raised to 1200°F, and that temperature was maintained for the remainder of the 60-minute test. This method is consistent with the UL-72 fire test. Typical house fires only reach temperatures of 1100°F. A safe is considered to have failed this test if temperatures exceed 350°F anywhere in the safe. Our safe passed the test as internal temperatures never exceeded 350°F during the 60 minutes of testing. Paper typically starts to ignite at 450°F.

90 MINUTE RATING EXPLAINED

ETL-INTERTEK LABORATORY TESTING CONFIRMS THAT AMERICAN SECURITY'S NF GUN SAFES HAVE SUPERIOR FIRE PROTECTION FOR 90 MINUTES AT 1200°F.

American Security's NF Gun Safes are constructed 3 to 4 assorted layers of gypsum board positioned throughout the interior body and door. This superior fire protection was confirmed at ETL-Intertek, the industry's leading independent laboratory for gun safe fire testing. When analyzing the fire performance of competitive safes, be sure to weigh reports from independent laboratories against unverified factory testing or untested claims.

During fire testing, ETL-Intertek kept our NF Gun Safes in their test oven for 90 minutes. Within 8 minutes, the furnace temperature was raised to 1200° F, and that temperature was maintained for the remainder of the 90 minute test. This method is consistent with the UL-72 fire test. Typical house fires only reach temperatures of 1100°F. A safe is considered to have failed this test if temperatures exceed 350°F anywhere in the safe. Our safe passed the test as internal temperatures never exceeded 350°F during the 90 minutes of testing. Paper typically starts to ignite at 450°F.

120 MINUTE RATING EXPLAINED

ETL-INTERTEK LABORATORY TESTING CONFIRMS THAT AMERICAN SECURITY'S BFX/BFII GUN SAFES HAVE SUPERIOR FIRE PROTECTION FOR 120 MINUTES AT 1200°F.

American Security's BF Gun Safes use a proprietary fill material called DryLight, which offers exceptional fire protection without adding excess weight. This superior fire protection was confirmed at ETL-Intertek, the industry's leading independent laboratory for gun safe fire testing. When analyzing the fire performance of competitive safes, be sure to weigh reports from independent laboratories against unverified factory testing or untested claims.

During fire testing, ETL-Intertek kept our BF Gun Safes in their test oven for 120 minutes. Within 8 minutes, the furnace temperature was raised to 1200°F, and that temperature was maintained for the remainder of the 120 minute test. This method is consistent with the UL-72 fire test. Typical house fires only reach temperatures of 1100°F. A safe is considered to have failed this test if temperatures exceed 350°F anywhere in the safe. Our safe passed the test as internal temperatures never exceeded 350°F during the 120 minutes of testing. Paper typically starts to ignite at 450°F.

Burglary Ratings



The burglary safe Construction Ratings were established by the insurance industry to develop a standard that will indicate the degree of protection a safe will provide against an attempted burglary attack. The most common construction ratings range from B-Rate to C-Rate.

The best burglary safe Test Performance Ratings were established by Underwriters Laboratories (UL). Underwriters Laboratories was founded in 1894 and is chartered as a not-for-profit independent testing organization. UL has been testing products and writing standards for safety for more than a century. The most common Test Performance Ratings range from the UL RSC burglary rating to the UL TL-15, TL-30 and TL-30x6 high security ratings.

B-CLASSIFICATION / GOOD PROTECTION

The “B” burglary resistive classification is an industry construction and performance rating. This type of construction rating was established by the insurance industry to develop a standard that will indicate the degree of protection a safe will provide against an attempted burglary attack.

Construction Specifications: Steel doors less than 1" thick and steel body less than ½" thick.

C-CLASSIFICATION / BETTER PROTECTION

The “C” burglary resistive classification is an industry construction and performance rating. This type of construction rating was established by the insurance industry to develop a standard that will indicate the degree of protection a safe will provide against an attempted burglary attack.

Construction Specifications: Steel doors at least 1" thick and steel body at least ½" thick.

UL LABEL – RESIDENTIAL SECURITY CONTAINER I

Signifies a combination-locked safe designed to offer a limited degree of protection against attack by common mechanical and electrical hand tools and any combination of these means.

Construction Requirements:

- UL Listed Group 2 combination lock or Type 1 electronic lock

Performance Requirements: The door and body successfully resist entry* for a net working time of 5 minutes when attacked against rigorous prying, drilling, punching, chiseling, and tampering attacks by 2 UL technicians.

UL LABEL – RESIDENTIAL SECURITY CONTAINER II

Signifies a combination-locked safe designed to offer a limited degree of protection against attack by common mechanical and electrical hand tools and any combination of these means.

Construction Requirements:

- UL Listed Group II combination lock or Type 1 electronic lock
- Door material equivalent to at least 3/16" open hearth steel
- Body walls of material equivalent to at least 12 gauge open hearth steel

Performance Requirements: The door successfully resist entry for a net working time of 10 minutes when attacked against rigorous prying, drilling, punching, chiseling, and tampering attacks by UL technicians.

UL LABEL – BURGLARY CLASSIFICATION TL-15: BEST PROTECTION

Signifies a combination-locked safe designed to offer a maximum door protection against attack by common mechanical and electrical hand tools and any combination of these means.

Construction Requirements:

- UL Listed Group 2M, 1, 1R combination lock or Type 1 electronic lock
- 750 lbs. minimum or comes with instructions for anchoring in a larger safe, concrete blocks or on the premises where used
- Body walls of material equivalent to at least 1" open hearth steel with a minimum tensile strength of 50,000 P.S.I.
- Walls fastened in a manner equivalent to continuous ¼" penetration weld of open hearth steel with minimum tensile strength of 50,000 P.S.I.
- One hole ¼" or less, to accommodate electrical conductors arranged to have no direct view of the door or locking mechanism

Performance Requirements: The door successfully resist entry* for a net working time of 15 minutes when attacked with common hand tools, picking tools, mechanical or portable electric tools, grinding points, carbide drills and pressure applying devices or mechanisms.

Burglary Ratings (continued)

UL LABEL – BURGLARY CLASSIFICATION TL-30: SUPERIOR PROTECTION

Signifies a combination-locked safe designed to offer a maximum door protection against attack by common mechanical and electrical hand tools and any combination of these means.

Construction Requirements:

- UL listed Group 2M, 1, 1R combination lock or Type 1 electronic lock
- 750 lbs. minimum or comes with instructions for anchoring in a larger safe, concrete blocks or on the premises where used
- Body walls of material equivalent to at least 1" open hearth steel with a minimum tensile strength of 50,000 PSI.
- Walls fastened in a manner equivalent to continuous ¼" penetration weld of open hearth steel with minimum tensile strength of 50,000 PSI.
- One hole ¼" or less, to accommodate electrical conductors arranged to have no direct view of the door or locking mechanism

Performance Requirements: The door successfully resist entry* for a net working time of 30 minutes when attacked with common hand tools, picking tools, mechanical or portable electric tools, grinding points, carbide drills and pressure applying devices or mechanisms, abrasive cutting wheels and power saws.

UL LABEL – BURGLARY CLASSIFICATION TL-30x6: EXTREME PROTECTION

Signifies a combination-locked safe designed to offer a maximum six-sided body and door protection against attack by common mechanical and electrical hand tools and any combination of these means.

Construction Requirements:



- UL listed Group 2M, 1, 1R combination lock or Type 1 electronic lock
- 750 lbs. minimum or comes with instructions for anchoring in a larger safe, concrete blocks or on the premises where used
- One hole ¼" or less, to accommodate electrical conductors arranged to have no direct view of the door or locking mechanism

Performance Requirements: The body and door successfully resist entry* for a net working time of 30 minutes when attacked with common hand tools, picking tools, mechanical or portable electric tools, grinding points, carbide drills and pressure applying devices or mechanisms, abrasive cutting wheels and power saws.

** Engineering to provide definition of entry*



Index



--	--	--	--	--

Lock Index (continued)



Model	Lock Type
ACF6030XD	Combination Lock with Front-Read Dial Combination Lock with Key-Locking Front-Read Dial Combination Lock with Key-Locking Spy-Proof Dial Combination Lock with Spy-Proof Dial ESL5 ESL10
ACF4824DS (Depository Safe)	Combination Lock with Front-Read Dial Combination Lock with Key-Locking Front-Read Dial Combination Lock with Key-Locking Spy-Proof Dial Combination Lock with Spy-Proof Dial ESL5 ESL10
BF1512	Combination Lock with Key-Locking Spy-Proof Dial Combination Lock with Spy-Proof Dial ESL5 ESL10 Combination Lock with Front-Read Dial
BF1716	Combination Lock with Key-Locking Spy-Proof Dial Combination Lock with Spy-Proof Dial ESL5 ESL10 Combination Lock with Front-Read Dial
BF2116	Combination Lock with Key-Locking Spy-Proof Dial Combination Lock with Spy-Proof Dial ESL5 ESL10 Combination Lock with Front-Read Dial
BF3416	Combination Lock with Key-Locking Spy-Proof Dial Combination Lock with Spy-Proof Dial ESL5 ESL10 Combination Lock with Front-Read Dial
BFI6024	Combination Lock with Key-Locking Spy-Proof Dial Combination Lock with Spy-Proof Dial ESL5 ESL10
BFI6030	Combination Lock with Key-Locking Spy-Proof Dial Combination Lock with Spy-Proof Dial ESL5 ESL10
BFI6032	Combination Lock with Key-Locking Spy-Proof Dial Combination Lock with Spy-Proof Dial ESL5 ESL10
BFI6636	Combination Lock with Key-Locking Spy-Proof Dial Combination Lock with Spy-Proof Dial ESL5 ESL10
BFI7240	Combination Lock with Key-Locking Spy-Proof Dial Combination Lock with Spy-Proof Dial ESL5 ESL10
BFI7250	Combination Lock with Key-Locking Spy-Proof Dial Combination Lock with Spy-Proof Dial ESL5 ESL10
BFX6024	Combination Lock with Key-Locking Spy-Proof Dial Combination Lock with Spy-Proof Dial ESL5 ESL10
BFX6030	Combination Lock with Key-Locking Spy-Proof Dial Combination Lock with Spy-Proof Dial ESL5 ESL10
BFX6032	Combination Lock with Key-Locking Spy-Proof Dial Combination Lock with Spy-Proof Dial ESL5 ESL10
BFX6636	Combination Lock with Key-Locking Spy-Proof Dial Combination Lock with Spy-Proof Dial ESL5 ESL10
BFX7240	Combination Lock with Key-Locking Spy-Proof Dial Combination Lock with Spy-Proof Dial ESL5 ESL10
BFX7250	Combination Lock with Key-Locking Spy-Proof Dial Combination Lock with Spy-Proof Dial ESL5 ESL10
BWB4020	ESL10
CE1814	Combination Lock with Key-Locking Spy-Proof Dial Combination Lock with Spy-Proof Dial ESL5 ESL10
CE1814 (High-Gloss)	Combination Lock with Key-Locking Spy-Proof Dial Combination Lock with Spy-Proof Dial ESL5 ESL10
CE2518	Combination Lock with Key-Locking Spy-Proof Dial Combination Lock with Spy-Proof Dial ESL5 ESL10
CE2518 (High Gloss)	Combination Lock with Key-Locking Spy-Proof Dial Combination Lock with Spy-Proof Dial ESL5 ESL10
CE3524	Combination Lock with Key-Locking Spy-Proof Dial Combination Lock with Spy-Proof Dial ESL5 ESL10
CE4524	Combination Lock with Key-Locking Spy-Proof Dial Combination Lock with Spy-Proof Dial ESL5 ESL10
CE5524	Combination Lock with Key-Locking Spy-Proof Dial Combination Lock with Spy-Proof Dial ESL5 ESL10

Lock Index (continued)



Model	Lock Type
CE6528	Combination Lock with Key-Locking Spy-Proof Dial Combination Lock with Spy-Proof Dial ESL5 ESL10
CE7236	Combination Lock with Key-Locking Spy-Proof Dial Combination Lock with Spy-Proof Dial ESL5 ESL10
CF1814	Combination Lock with Key-Locking Spy-Proof Dial Combination Lock with Spy-Proof Dial ESL5 ESL10
CF2518	Combination Lock with Key-Locking Spy-Proof Dial Combination Lock with Spy-Proof Dial ESL5 ESL10
CF3524	Combination Lock with Key-Locking Spy-Proof Dial Combination Lock with Spy-Proof Dial ESL5 ESL10
CF4524	Combination Lock with Key-Locking Spy-Proof Dial Combination Lock with Spy-Proof Dial ESL5 ESL10
CF5524	Combination Lock with Key-Locking Spy-Proof Dial Combination Lock with Spy-Proof Dial ESL5 ESL10
CF6528	Combination Lock with Key-Locking Spy-Proof Dial Combination Lock with Spy-Proof Dial ESL5 ESL10
CF7236	Combination Lock with Key-Locking Spy-Proof Dial Combination Lock with Spy-Proof Dial ESL5 ESL10
CFX352020	Combination Lock with Key-Locking Spy-Proof Dial Combination Lock with Spy-Proof Dial ESL5 ESL10
CFX452020	Combination Lock with Key-Locking Spy-Proof Dial Combination Lock with Spy-Proof Dial ESL5 ESL10
CFX582820	Combination Lock with Key-Locking Spy-Proof Dial Combination Lock with Spy-Proof Dial ESL5 ESL10
CFX703620	Combination Lock with Key-Locking Spy-Proof Dial Combination Lock with Spy-Proof Dial ESL5 ESL10
DXE Money Chests	Combination Lock with Key-Locking Spy-Proof Dial Combination Lock with Spy-Proof Dial ESL5 ESL10
DSC2014KC	Dual Nose Key Combination Lock with Key-Locking Front-Read Dial Combination Lock with Key-Locking Spy-Proof Dial Combination Lock with Spy-Proof Dial
RF703620x6	Combination Lock with Key-Locking Spy-Proof Dial
RF582820x6	Combination Lock with Key-Locking Spy-Proof Dial
RF6528	Combination Lock with Key-Locking Spy-Proof Dial
UL1511	Mechanical Lock with Key-Locking Spy-Proof Dial ESL10
UL1812	Mechanical Lock with Key-Locking Spy-Proof Dial ESL10
UL1812XL	Mechanical Lock with Key-Locking Spy-Proof Dial ESL10
VD8030BF	Combination Lock with Key-Locking Spy-Proof Dial ESL5 ESL10
VD8030BFIS	Combination Lock with Key-Locking Spy-Proof Dial ESL5 ESL10
VD8036BF	Combination Lock with Key-Locking Spy-Proof Dial ESL5 ESL10
VD8036BFIS	Combination Lock with Key-Locking Spy-Proof Dial ESL5 ESL10
VD8042BF	Combination Lock with Key-Locking Spy-Proof Dial ESL5 ESL10
VD8042BFIS	Combination Lock with Key-Locking Spy-Proof Dial ESL5 ESL10

Product Index

A

ACE2020	.45
ACE2020XD	.45
ACE3020	.46
ACE3020XD	.45
ACE4024	.45
ACE4024XD	.45
ACE5024	.45
ACE5024XD	.45
ACE6030	.45
ACE6030XD	.45
ACF2020	.44
ACF2020XD	.44
ACF3020	.44
ACF3020XD	.44
ACF4024	.44
ACF4024XD	.44
ACF4824DS	.44
ACF5024	.44
ACF5024XD	.44
ACF6030	.44
ACF6030XD	.44
AM2020E5	.20
AM3020E5	.20
AM4020E5	.20
AMSEC Electronic Locks	.59
AMSEC Mechanical Locks	.60

B

B1500	.46
B2200	.46
B2900	.46
B3700	.46
B5800	.46
BF1512	.17
BF1716	.17
BF2116	.17
BF3416	.17
BFI16024	.6
BFI16030	.6
BFI16032	.6
BFI16636	.6
BFI17240	.6
BFI17250	.6
BFS912E5LP	.18
BFS1512E1	.18
BFS2214E1	.18
BFS2815E1	.18
BFS3416E1	.18
BFS4520E1	.18
BFX6024	.8
BFX6030	.8
BFX6032	.8
BFX6636	.8
BFX7240	.8
BFX7250	.8
BLB2018	.39
BLB3018	.39
BLB3024	.39
BLB4024	.39
BLC2018	.38
BLC3018	.38
BLC3024	.38
BLC4024	.38

Burglary Ratings	.67
BWB2020	.34
BWB2020FL	.33
BWB3020	.34
BWB3020-D1	.33
BWB3020FL	.33
BWB4020	.34
BWB4020FL	.33

C

CE1814	.42
CE2518	.42
CE3524	.42
CE4524	.42
CE5524	.42
CE6528	.42
CE7236	.42
CEV1814	.22
CEV2518	.22
CEV3524	.22
CEV5524	.22
CEV6528	.22
CF1814	.41
CF2518	.41
CF3524	.41
CF4524	.41
CF5524	.41
CF6528	.41
CF7236	.41
CFX252016	.40
CFX352020	.40
CFX452020	.40
CFX582820	.40
CFX703620	.40
CSC1413E1	.19
CSC1913E1	.19

D

DSF2014	.35
DSF2516	.35
DSF2714	.35
DSF3214	.35
DSR2516	.37
DST2014	.36
DXE1414	.43
DXE1818	.43
DXE2020	.43
DXE2420	.43
DXE2424XD	.43
DXE3018XD	.43
DXE3024	.43
DXE3030	.43
DXE4024	.43
DXE4524	.43
DXE5030	.43
DXE5224	.43
DXE6030	.43
DXE7234	.43

E

ESL5	.58
ESL5LP	.58
ESL10	.58
ESL20	.58
ESLAUDIT II	.58

EST813	.27
EST916	.27
EST1014	.27
EST2014	.27

F

Fire Ratings	.65
FS149E5LP	.25
FS914E5LP	.25
FS1814E5	.25

G

Miscellaneous Accessories	.54
---------------------------	-----

H

HAS410	.13
--------	-----

I

IRC916E	.28
Interior Drawers/Lockers	.55

J

JS2020E5	.21
JS5517	.21
JS2020E5 Pedestal	.21
Jewelry Drawers	.53

K

K1	.47
K1-A	.47
Kaba Auditcon® Locks	.60

L

Light Kits	.52
Lock Index	.71

M

MAX1014	.23
Mechanical Locks	.62
MM2820 Center-Drop-ESLAudit	.32
MM2820 Center-Drop-ESL20	.32
MM2820 Top-Drop-ESLAudit	.32
MM2820 3-Drop-ESLAudit	.32
MS1414E1	.26

N

NARCO3824	.48
NARCO3839	.49
NARCO8336	.49
NF5924	.10
NF6030	.10
NF6032	.10
NF6036	.10

P

PS1208EZ	.13
PS1210HD	.13

R

RF703620X6	.5
RF582820X6	.5
RF6528	.5
RMM2620ESL20-R	.31
RMM2620ESLAudit-R	.31
RMM2620SW-R	.31
RMM3124ESLAudit	.31

S

Sargent & Greenleaf	.60
SAFEWIZARD II®	.58
SF6030	.11
SF6032	.11
SF6036	.11
SF7240	.11
Stor-It Cabinets	.51

T

TB0610-1	.47
TB0610-1T	.47
TB0610-2	.47
TF5517	.12
TF5924	.12

U

UBS648	.13
UL1511	.24
UL1812	.24
UL1812X	.24

V

VD8030BF	.14
VD8030BFIS	.14
VD8036BF	.14
VD8036BFIS	.14
VD8042BF	.14
VD8042BFIS	.14

W

WEST2114	.29
WS1214E5	.29
WFS149E5LP	.29

Freight Damage Claims

Freight Damage Claims must be received from the dealer/wholesaler within 10 days of shipment receipt. This is specific for cases involving freight damage identified and noted on the BOL (Bill of Lading). Concealed Freight Damage Claims must be received within 7 days of shipment receipt.

Any Freight Damage Claims submitted after these time frames will be rejected

To file a freight claim, the following information is required:

- Safe Serial Number(s).
- Photos of the damage, to include the box for the safe.
- Photo of the BOL/Delivery Receipt showing the delivery was marked as damaged.

Any Freight Damage Claims submitted without these items will be rejected

Cancellation Policy

"Custom Built" Products

- Applies to all products fabricated/modified at the factory. In addition, any imported "Stock" item that is altered, programmed, or changed at the factory is considered "Custom Built."
- If production has not begun and the cancellation request is submitted within the 72hrs (3 days Grace Period) order submission, no cancellation penalty will be applied.
- If the Grace Period has elapsed and production has not started, a 20% restocking fee will be applied for canceling the order.
- Once production has begun on any "Custom Built" product, no cancellations are allowed. The item will move forward on the production schedule and the customer is responsible for accepting the item once it has been completed.
- For "Dealers and Distributors," the item will ship as scheduled, or on their next load.

"Stock" Products

- Any imported item that is brought in complete and is not altered, programmed, or changed at the factory.
- Cancellation requests, there will be a 20% restocking fee applied, unless the request to cancel occurs within 72hrs (3 days) of the original order.
- If the item ships prior to the request to cancel, the customer will also be responsible for the 20% restocking fee and any additional freight (outbound and inbound) charges.

